

You Little Ripper

Nov Dec 2014 Jan 2015
P r o m o t i o n

NAV Imports Australia Pty Ltd

AuzGrip®
PREMIUM QUALITY TOOLS

TOOLS THAT GO THE DISTANCE



GRAND RAPIDS INDUSTRIAL PRODUCTS

INSIZE

A75301 A75303

23 PC 1/4" SQ. DR. SOCKET SETS METRIC/SAE

\$59
Each



1/4" Sq Dr. Metric Sockets: 4, 5, 6, 7, 8, 9, 10, 11, 12 & 13mm. 1/4" Sq Dr. SAE Sockets: 3/16", 7/32", 1/4", 9/32", 5/16", 11/32", 3/8", 7/16" & 1/2". 1/4" Sq Dr. Extension Bars: 50mm and 150mm. 1/4" Sq Dr. 150mm Flex Handle. 1/4" Sq Dr. 72T Flip Reverse Ratchet Handle with Quick Release.

A71140

38 PC 1/4", 3/8" & 1/2" SQ. DR. TORX® BIT & E TORX® SOCKET SET

\$99



1/4" Sq Dr Torx Bit Sockets - T8, T10, T15, T20, T25, T27, T30, 3/8" Sq Dr Torx Bit Sockets - T40, T45, T47, T50, T55, 1/2" Sq Dr Torx Bit Sockets - T60, 1/4" Sq Dr Tamper proof Torx Bit Sockets - T7, T8, T9, T10, T15, T20, T25, T30, 3/8" Sq Dr Tamper proof Torx Bit Sockets - T40, T45, T50, T55, 1/4" Sq Dr E Sockets - E4, E5, E6, E7, E8, 3/8" Sq Dr E Sockets - E10, E12, E14, E16, 1/2" Sq Dr E Sockets - E18, E20, E22, E24

A89612

40 PC COMBINATION SPANNER SET METRIC/SAE



\$449

6, 7, 8, 9, 10, 11, 12, 13, 14, 15, 16, 17, 18, 19, 20, 21, 22, 23, 24, 25, 26, 27, 30 and 32mm, 1/4", 5/16", 3/8", 7/16", 1/2", 9/16", 5/8", 11/16", 3/4", 13/16", 7/8", 15/16", 1", 1-1/16", 1-1/8" and 1-1/4"



\$259

6, 7, 8, 9, 10, 11, 12, 13, 14, 15, 16, 17, 18, 19, 20, 21, 22, 23, 24, 25, 26, 27, 30 and 32mm

A75501

32 PC 3/8" SQ. DR. 12 PT SOCKET SET METRIC/SAE

\$95



3/8" Sq Dr. Metric Sockets: 6, 7, 8, 9, 10, 11, 12, 13, 14, 15, 17, 19, 20, 21 & 22mm. 3/8" Sq Dr. SAE Sockets: 1/4", 5/16", 3/8", 7/16", 1/2", 9/16", 5/8", 11/16", 3/4", 13/16" & 7/8". 3/8" Sq Dr. Spark Plug Sockets: 5/8" & 13/16". 3/8" Sq Dr. Extension Bar: 150mm. 3/8" Sq Dr. Flex Handle: 250mm. 3/8" Sq Dr. Universal Joint. 3/8" Sq Dr. 72T Flip Reverse Ratchet Handle with Quick Release

A75503

44 PC 3/8" SQ. DR. 12 PT SOCKET & SPANNER SET METRIC

\$149



3/8" Sq Dr. Sockets: 8, 9, 10, 11, 12, 13, 14, 15, 16, 17, 18, 19, 21, 22mm. Spanners: 8, 9, 10, 11, 12, 13, 14, 15, 16, 17, 18, 19mm. 3/8" Sq Dr. Spark Plug Sockets: 16, 21mm. 1/4" Hex Drive Bits: Slotted - 4, 5.5mm, Phillips - #1, #2, Pozi - #1, #2, Torx - T10, T15, T20, Hex - 5, 6mm. 3/8" Sq Dr. Extension Bar 150mm. 3/8" Sq Dr. Universal Joint. 1/2" Sq Dr. - 3/8" Sq Dr. T-bar Adaptor. 3/8" Sq Dr. 72T Flip Reverse Ratchet Handle with Quick Release. 3/8" Sq Drive Bit Holder

A76001

28 PC 1/2" SQ. DR. 12 PT SOCKET SET METRIC

\$135



1/2" Sq Dr. Sockets: 8, 9, 10, 11, 12, 13, 14, 15, 16, 17, 18, 19, 20, 21, 22, 23, 24, 27, 30, 32mm. 1/2" Sq Dr. Spark Plug Sockets: 16, 21mm. 1/2" Sq Dr. Extension Bars: 75, 125, 250mm. 1/2" Sq Dr. 72T Flip Reverse Ratchet Handle with Quick Release. 1/2" Sq Dr. Universal Joint. 3/8" Sq Dr. 1/2" Sq Dr. T-bar Adaptor

A89607

24 PC COMBINATION SPANNER SET METRIC

Bright finish, HSS M2 grade drill bits are fully ground with 135 degree split point for self starter. Quick and efficient swarf clearance allows clog-free precision drilling. Ideal for use on metals, plastics and wood. Supplied in heavy duty ABS case. Drill in accordance with DIN338 standard.

IN0001

19 Pc Drill Bit Set HSS M2 Metric

\$69

NEW

Sizes - 1, 1.5, 2, 2.5, 3, 3.5, 4, 4.5, 5, 5.5, 6, 6.5, 7, 7.5, 8, 8.5, 9, 9.5 and 10mm.

IN0002

25 Pc Drill Bit Set HSS M2 Metric

\$109

NEW

Sizes - 1, 1.5, 2, 2.5, 3, 3.5, 4, 4.5, 5, 5.5, 6, 6.5, 7, 7.5, 8, 8.5, 9, 9.5, 10, 10.5, 11, 11.5, 12, 12.5 and 13mm.

IN0101

21 Pc Drill Bit Set HSS M2 Grade Imperial

\$89

NEW

Sizes - 1/16, 5/64, 3/32, 7/64, 1/8, 9/64, 5/32, 11/64, 3/16, 13/64, 7/32, 15/64, 1/4, 17/64, 9/32, 19/64, 5/16, 21/64, 11/32, 23/64 and 3/8"

A76002

41 PC 1/2" SQ. DR. 12 PT SOCKET SET METRIC/SAE

\$169



1/2" Sq Dr. Metric Sockets: 10, 11, 12, 13, 14, 15, 16, 17, 18, 19, 20, 21, 22, 23, 24, 26, 27, 30, 32mm. 1/2" Sq Dr. SAE Sockets: 3/8", 7/16", 1/2", 9/16", 5/8", 11/16", 3/4", 13/16", 7/8", 15/16", 1", 1-1/16", 1-1/8", 1-3/16" & 1-1/4". 1/2" Sq Dr. Spark Plug Sockets: 5/8" & 13/16". 1/2" Sq Dr. Extension Bars: 125 & 250mm. 1/2" Sq Dr. Flex Handle: 305mm. 1/2" Sq Dr. Universal Joint. 1/2" Sq Dr. 72T Flip Reverse Ratchet Handle with Quick Release

A75502

13 PC 3/8" SQ. DR. 12 PT LOW PROFILE SOCKET SET METRIC

35% Thinner than normal ratchet handle

\$99



3/8" Sq Dr. Sockets: 8, 9, 10, 11, 12, 13, 14, 15, 16, 17, 18 & 19mm. 3/8" Sq Dr. 60T flip reverse LOW PROFILE RATCHET HANDLE with quick release

A89601

16 PC COMBINATION SPANNER SET SAE

\$199



1/4", 5/16", 3/8", 7/16", 1/2", 9/16", 5/8", 11/16", 3/4", 13/16", 7/8", 15/16", 1", 1-1/16", 1-1/8" and 1-1/4"

A75504 A75506

38 PC 3/8" SQ. DR. DEEP & STANDARD SOCKET SETS METRIC

\$119
Each



3/8" Sq Dr. Standard Sockets: 6, 7, 8, 9, 10, 11, 12, 13, 14, 15, 16, 17, 18, 19, 20, 21, 22, 23, 24mm. 3/8" Sq Dr. Deep Sockets: 8, 9, 10, 11, 12, 13, 14, 15, 16, 17, 18, 19mm. 3/8" Sq Dr. Spark Plug Sockets: 16, 21mm. 3/8" Sq Dr. Extension Bars: 75, 150mm. 3/8" Sq Dr. 72T Flip Reverse Ratchet Handle with Quick Release. 3/8" Sq Dr. Universal Joint. 1/2" Sq Dr. 3/8" Sq Dr. T-bar Adaptor

A75507 A75508

51 PC 3/8" SQ. DR. DEEP & STANDARD SOCKET SETS METRIC/SAE

\$169
Each



3/8" Sq. Dr. Metric Standard Sockets: 6, 7, 8, 9, 10, 11, 12, 13, 14, 15, 16, 17, 18, 19, 20, 21 and 22mm. 3/8" Sq. Dr. Metric Deep Sockets: 10, 11, 12, 13, 14, 15, 16, 17, 18 and 19mm. 3/8" Sq. Dr. SAE Standard Sockets: 1/4", 5/16", 3/8", 7/16", 1/2", 9/16", 5/8", 11/16", 3/4", 13/16" and 7/8". 3/8" Sq. Dr. SAE Deep Sockets: 3/8", 7/16", 1/2", 9/16", 5/8", 11/16" and 3/4". 3/8" Sq. Dr. Extension Bars: 75 and 250mm. 3/8" Sq. Dr. Flex Handle: 250mm. 3/8" Sq. Dr. Universal Joint. 3/8" Sq. Dr. 72T Flip Reverse Ratchet Handle with Quick Release. 3/8" Sq. Dr. 72T Swivel Head Stubby Ratchet Handle with Quick Release

A63501

9 PC SCREWDRIVER SET

\$49

Slotted: 3.0 x 75, 4.0 x 100, 5.5 x 125, 6.5 x 150 and 8 x 150mm. Phillips: 0 x 75, 1 x 100, 2 x 125 and 3 x 150mm.



A76025 Red | A76026 Blue | A76027 Black | A76028 Green

259 Pc Metric Tool Chest & Roller Cabinet with 14 Extra Deep Drawers

- 11 Pc 1/4" Sq. Dr. 12 Pt. Metric Sockets - 4, 5, 6, 7, 8, 9, 10, 11, 12, 13 & 14mm
- 17 Pc 3/8" Sq. Dr. 12 Pt. Metric Sockets - 6, 7, 8, 9, 10, 11, 12, 13, 14, 15, 16, 17, 18, 19, 20, 21 & 22mm
- 22 Pc 1/2" Sq. Dr. 12 Pt. Metric Sockets - 8, 9, 10, 11, 12, 13, 14, 15, 16, 17, 18, 19, 20, 21, 22, 23, 24, 25, 26, 27, 30 & 32mm
- 3 Pc 72 Teeth Ratchets - 1/4", 3/8" & 1/2" Sq. Dr.
- 3 Pc Flex Handles - 1/4", 3/8" & 1/2" Sq. Dr.
- 8 Pc Extension Bars - 1/4" x 50mm, 1/4" x 150mm, 3/8" x 75mm, 3/8" x 150mm, 3/8" x 200mm, 1/2" x 75mm, 1/2" x 125mm & 1/2" x 250mm Sq. Dr.
- 3 Pc Universal Joints - 1/4", 3/8" & 1/2" Sq. Dr.
- 3 Pc Socket Adaptors - 3/8"F x 1/4"M, 3/8"F x 1/2"M & 1/2"F x 3/8"M
- 2 Pc Spark Plug Sockets - 5/8"x3/8" Dr. & 13/16"x3/8" Dr.
- 13 Pc 1/4" Sq. Dr. 6 Pt. Deep Metric Sockets - 4, 4.5, 5, 5.5, 6, 7, 8, 9, 10, 11, 12, 13 & 14mm
- 12 Pc 3/8" Sq. Dr. 12 Pt. Deep Metric Sockets - 8, 9, 10, 11, 12, 13, 14, 15, 16, 17, 18 & 19mm
- 21 Pc Combination Spanners - 6, 7, 8, 9, 10, 11, 12, 13, 14, 15, 16, 17, 18, 19, 20, 21, 22, 23, 24, 25 & 26mm
- 11 Pc Stubby Spanners - 8, 10, 11, 12, 13, 14, 15, 16, 17, 18 & 19mm
- 3 Pc Pliers - 200mm Combination, 200mm Long Nose & 200mm Diagonal
- 2 Pc 250mm Groove Joint & 250mm Locking Pliers
- 4 Pc Circlip Pliers - Bent External Circlip Plier 175mm, Bent Internal Circlip Plier 175mm, Straight External Circlip Plier 175mm & Straight Internal Circlip Plier 175mm
- 9 Pc Screwdriver Set - Slotted 3.0 x 75, 4.0 x 100, 5.5 x 125, 6.5 x 150 & 8 x 150mm
- Phillips 0 x 75, 1 x 100, 2 x 125 & 3 x 150mm
- 8 Pc Torx Screwdriver Set - T8, T10, T15, T20, T25, T27, T30 & T40 x 100mm
- 6 Pc Pin Punch Set - 2, 3, 4, 5, 6 & 8mm
- 5 Pc Starter Drift Punch Set - 2, 3, 4, 5 & 6mm
- 67 Pc 1/4" Sq. Dr. Power Bits Set
- 4 Pc Miniature Pick & Hook Set
- 2 Pc Adjustable Wrenches - 150mm & 250mm
- 1 Pc Ball Pein Hammer 1/2lb
- 9 Pc Extra Long Ball Point Hex Key Set - 1.5, 2, 2.5, 3, 4, 5, 6, 8 & 10mm
- 9 Pc Torx Key Set Anti slip - T10, T15, T20, T25, T27, T30, T40, T45 & T50



\$1485

A76021 Red | A76022 Blue | A76023 Black | A76024 Green

258 Pc Metric Tool Cabinet with 7 Extra Deep Drawers



\$2149

TOOL CABINETS WITHOUT TOOLS ALSO AVAILABLE

A76029 Red | A76030 Blue | A76031 Black | A76032 Green

301 Pc Tool Kit Metric & SAE With Tool Chest



\$1485

\$2149

A76033 Red | A76034 Blue | A76035 Black | A76036 Green

302 Pc Tool Kit Metric & SAE With Tool Chest & Roller Cabinet

- 9 Pc 1/4" Sq. Dr. 12 Pt. SAE Sockets - 3/16", 7/32", 1/4", 9/32", 5/16", 11/32", 3/8", 7/16" & 1/2"
- 11 Pc 1/4" Sq. Dr. 12 Pt. Metric Sockets - 4, 5, 6, 7, 8, 9, 10, 11, 12, 13 & 14mm
- 10 Pc 3/8" Sq. Dr. 12 Pt. SAE Sockets - 1/4", 5/16", 3/8", 7/16", 1/2", 9/16", 5/8", 11/16", 3/4" & 7/8"
- 17 Pc 3/8" Sq. Dr. 12 Pt. Metric Sockets - 6, 7, 8, 9, 10, 11, 12, 13, 14, 15, 16, 17mm, 18, 19, 20, 21 & 22mm
- 15 Pc 1/2" Sq. Dr. 12 Pt. SAE Sockets - 5/16", 3/8", 7/16", 1/2", 6/16", 5/8", 11/16", 3/4", 13/16", 7/8", 15/16, 1", 1-1/16", 1-1/8" & 1-1/4"
- 22 Pc 1/2" Sq. Dr. 12 Pt. Metric Sockets - 8, 9, 10, 11, 12, 13, 14, 15, 16, 17, 18, 19, 20, 21, 22, 23, 24, 25, 26, 27, 30 & 32mm
- 3 Pc Ratchets - 1/4", 3/8" & 1/2"
- 3 Pc Flex Handles - 1/4", 3/8" & 1/2"
- 6 Pc Extension Bars - 1/4" x 50mm, 1/4" x 150mm, 3/8" x 75mm, 3/8" x 150mm, 1/2" x 125mm & 1/2" x 250mm
- 2 Pc Spark Plug Sockets - 5/8" & 13/16"
- 9 Pc 1/4" Sq. Dr. 6 Pt. Deep SAE Sockets - 3/16", 7/32", 1/4", 9/32", 5/16", 7/32", 3/8", 7/16" & 1/2"
- 13 Pc 1/4" Sq. Dr. 6 Pt. Deep Metric Sockets - 4, 4.5, 5, 5.5, 6, 7, 8, 9, 10, 11, 12, 13 & 14mm
- 8 Pc 3/8" Sq. Dr. 12 Pt. Deep SAE Sockets - 5/16", 3/8", 7/16", 1/2", 9/16", 5/8", 11/16" & 3/4"
- 12 Pc 3/8" Sq. Dr. 12 Pt. Deep Metric Sockets - 8, 9, 10, 11, 12, 13, 14, 15, 16, 17, 18 & 19mm
- 32 Pc Combination Spanners - SAE 1/4", 5/16", 3/8", 7/16", 1/2", 9/16", 5/8", 11/16", 3/4", 13/16", 7/8" & 15/16" Metric 6, 7, 8, 9, 10, 11, 12, 13, 14, 15, 16, 17, 18, 19, 20, 21, 22, 23, 24 & 25mm
- 3 Pc Pliers - 200mm Combination, 200mm Long Nose & 200mm Diagonal
- 2 Pc Groove Joint & Locking Pliers - 250mm ea
- 4 Pc Circlip Pliers - Bent External Circlip Plier 175mm, Bent Internal Circlip Plier 175mm, aStraight External Circlip Plier 175mm & Straight Internal Circlip Plier 175mm
- 9 Pc Screwdriver Set - Slotted 3.0 x 75, 4.0 x 100, 5.5 x 125, 6.5 x 150 & 8 x 150mm Phillips 0 x 75, 1 x 100, 2 x 125 & 3 x 150mm
- 8 Pc Torx Screwdriver Set - T8, T10, T15, T20, T25, T27, T30 & T40 x 100mm
- 6 Pc Pin Punch Set - 2, 3, 4, 5, 6 & 8mm
- 67 Pc 1/4" Sq. Dr. Power Bits Set
- 4 Pc Miniature Pick & Hook Set
- 2 Pc Adjustable Wrenches - 150mm & 250mm
- 1 Pc Ball Pein Hammer - 1/2lbm
- 9 Pc Extra Long Ball Point Hex Key Set - 1.5, 2, 2.5, 3, 4, 5, 6, 8 & 10mm
- 9 Pc Extra Long Ball Point Hex Key Set SAE - 1/16", 5/64", 3/32", 1/8", 5/32", 3/16", 1/4", 5/16", 3/8"

TOOL CABINETS WITHOUT TOOLS ALSO AVAILABLE

A75352 A75353

43 PC 1/4" SQ. DR. DEEP & STANDARD SOCKET SETS METRIC/SAE

\$99
Each



1/4" Sq. Dr. Metric Standard Sockets; 4, 5, 6, 7, 8, 9, 10, 11, 12 and 13mm. 1/4" Sq. Dr. SAE Standard Sockets; 3/16", 7/32", 1/4", 9/32", 5/16", 11/32", 3/8", 7/16" and 1/2". 1/4" Sq. Dr. Metric Deep Sockets; 4, 5, 6, 7, 8, 9, 10, 11, 12 and 13mm. 1/4" Sq. Dr. SAE Deep Sockets; 3/16", 7/32", 1/4", 9/32", 5/16", 11/32", 3/8", 7/16" and 1/2". 1/4" Sq. Dr. Extension Bars: 50mm and 150mm. 1/4" Sq. Dr. 150mm Flex Handle 1/4" Sq. Dr. 72T Swivel Head Ratchet Handle with Quick Release. 1/4" Sq. Dr. Universal Joint.

A7150

32 PC 1/2" SQ. DR. TORX® BIT SOCKET SET



\$139

Length 55mm: T20, T25, T27, T30, T40, T45, T50, T55, T60, T70
Length 100mm: T20, T25, T27, T30, T40, T45, T50, T55, T60, T70
Length 140mm: T40, T45, T50, T55, T60, T70
Length 200mm: T40, T45, T50, T55, T60, T70

A7155

30 PC 1/2" SQ. DR. IN-HEX BIT SOCKET SET



\$125

Length 55mm: 5, 6, 7, 8, 10, 12, 14, 17 & 19mm
Length 100mm: 5, 6, 7, 8, 10, 11, 12 & 13mm
Length 140mm: 5, 6, 7, 8, 10, 12 & 14mm
Length 200mm: 5, 6, 7, 8, 10 & 12mm

A7160

26 PC 1/2" SQ. DR. SPLINE BIT SOCKET SET



\$125

Length 55mm: M5, M6, M8, M9, M10, M12, M14 & M16
Length 100mm: M5, M6, M8, M9, M10, M12 & M14
Length 140mm: M5, M6, M8, M9, M10, M12 & M14
Length 200mm: M8, M10, M12, M14.

A67300-600MM

1/2" SQ. DR. BREAKER BAR

Replacement
Knuckle Joint: A67301

\$16

\$40

A67309-600MM A67310-1000MM

3/4" SQ. DR. BREAKER BARS

Hardened and tempered Chrome Vanadium steel bar.
Chrome-Molybdenum knuckle with black oxide finish

A67309-600MM

\$80

A67310-1000MM

\$95

Replacement

Knuckle Joint: A67311

\$29

A76500

27 PC 3/4" SQ. DR. 12 PT SOCKET SET METRIC/SAE



\$349

3/4" Sq. Dr. 12pt Sockets; Metric - 22, 24, 27, 30, 32, 36, 38, 41, 46 & 50mm, 3/4" Sq. Dr. 12pt Sockets; Imperial - 7/8", 15/16", 1", 1-1/8", 1-3/16", 1-5/16", 1-3/8", 1-7/16", 1-5/8", 1-3/4", 1-7/8" & 2". 3/4" Sq. Dr. Reversible Ratchet 500mm. Sliding T-Bar 450mm. Extension Bars; 100 & 200mm.

A71105

11 PC 3/8" SQ. DR. E TORX® SOCKET SET

SIZES: E5, E6, E7, E8, E10, E11, E12, E14, E16, E18 and E20 With Socket Rail



\$39

A71125

9 PC 1/2" SQ. DR. E TORX® SOCKET SET

SIZES: E10, E11, E12, E14, E16, E18, E20, E22 and E24 With Socket Rail



\$39

A70714

13 PC 1/4" SQ. DR. SPLINE SOCKET SET

Sizes: 4, 4.5, 5, 5.5, 6, 7, 8, 9, 10, 11, 12, 13 & 14mm With Socket Rail

A70738

11 PC 3/8" SQ. DR. SPLINE SOCKET SET

Sizes: 10, 11, 12, 13, 14, 15, 16, 17, 18, 19 & 22mm With Socket Rail

A70750

12 PC 1/2" SQ. DR. SPLINE SOCKET SET

Sizes: 10, 12, 13, 14, 15, 16, 17, 18, 19, 21, 22 & 24mm With Socket Rail



\$27

\$39

\$49

These Sockets Suit



A70814

13 PC 1/4" SQ. DR. SPLINE DEEP SOCKET SET

Sizes: 4, 4.5, 5, 5.5, 6, 7, 8, 9, 10, 11, 12, 13 & 14mm With Socket Rail

A70838

10 PC 3/8" SQ. DR. SPLINE DEEP SOCKET SET

Sizes: 10, 11, 12, 13, 14, 15, 16, 17, 18 & 19 With Socket Rail

A70850

10 PC 1/2" SQ. DR. SPLINE DEEP SOCKET SET

Sizes: 13, 14, 15, 16, 17, 18, 19, 21, 22 & 24 With Socket Rail



\$45

\$49

\$63

A67305

1/2" SQ. DR. BREAKER BAR EXTENDABLE

Extension retained at set increments. Quick release locking ring gives four different shaft lengths. Chrome-Molybdenum knuckle with black oxide finish

Length: 450-600mm
Increments: 50mm

\$59

Replacement

Knuckle Joint: A67306

\$18

A70360

1/2" SQ. DR. FLEXIBLE HIGH TORQUE RATCHET HANDLE 600MM

\$79

Hardened and tempered Chrome Vanadium steel bar. Chrome-Molybdenum high torque ratchet knuckle with black oxide finish.

Replacement

Head: A70361

\$29

A67315

1" SQ. DR. BREAKER BAR 1000MM

Hardened and tempered Chrome Vanadium steel bar. Chrome-Molybdenum knuckle with black oxide finish

\$115

Replacement Knuckle

Joint: A67316

\$39

A76700

22 PC 1" SQ. DR. 6 PT SOCKET SET METRIC



\$750

1" Sq Dr. Sockets; 38, 41, 46, 50, 54, 55, 58, 60, 63, 65, 67, 70, 71, 75, 77, 80mm. Extension Bars; 200, 400mm. Universal Handle, Sliding T Head Handle. 1" Sq Dr. Flip Reverse Pear-Head Ratchet Head.

A71070 A71084

10 PC 3/8" & 1/2" SQ. DR. HEX BIT SOCKET SETS

Supplied with socket rail.



\$35
Each

A71070 - Sizes METRIC

3/8" Sq. Dr. Hex Bit Sockets 3, 4, 5, 6, 7, 8, and 10mm. 1/2" Sq. Dr. Hex Bit Sockets 12, 14 and 16mm

A71084 - Sizes SAE

3/8" Sq. Dr. Hex Bit Sockets 1/8", 5/32", 3/16", 7/32", 1/4", 5/16" and 3/8" 1/2" Sq. Dr. Hex Bit Sockets 1/2", 9/16" and 5/8"

A70905 A70915

7 PC 3/8" SQ. DR. RIBE SOCKET BIT SETS

Suits European
Cars



\$35

A70905 - 50mm
Sizes RM4, RM5, RM6, RM7, RM8, RM9, RM10

A70915 - 95mm
Sizes RM4, RM5, RM6, RM7, RM8, RM9, RM10

\$42

A71018 A71009

7 PC 3/8" SQ. DR. LONG REACH IN-HEX BIT SOCKET SETS

Shaft 130mm long

A71018: 1/8", 5/32", 3/16", 1/4", 5/16", 7/32", 3/8"

A71009: 3mm, 4mm, 5mm, 6mm, 7mm, 8mm, 10mm.



\$39
Each

REVERSIBLE RATCHET HANDLES 72 TEETH



Gear-to-Gear 72 teeth ratchet handle.

A70305

1/4" Sq. Dr. Length 146mm

\$29

A70325

3/8" Sq. Dr. Length 198mm

\$39


A70345

1/2" Sq. Dr. Length 252mm

\$49

A70328

3/8" SQ. DR. FLEX HEAD STUBBY RATCHET HANDLE 72 TEETH



\$55

A70308

1/4" SQ. DR. FLEX HEAD STUBBY RATCHET HANDLE 72 TEETH



\$35

A70330

3/8" SQ. DR. FLEX HEAD BENT RATCHET HANDLE 72 TEETH



\$59

A88000

6 PC EXTRA LONG FLAT TYPE BOX END SPANNER SET 0° OFFSET - Metric

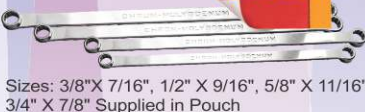


Chrome Molybdenum Steel. Sizes: 8x10mm, 12x14mm, 13x15mm, 16x18mm, 17x19mm & 22x24mm.

\$159

A88025

4 PC EXTRA LONG FLAT TYPE BOX END SPANNER SET 0° OFFSET - SAE



Sizes: 3/8" X 7/16", 1/2" X 9/16", 5/8" X 11/16", 3/4" X 7/8" Supplied in Pouch

\$129

A89901

11 PC COMBINATION STUBBY SPANNER SET CRV. METRIC



\$79

Sizes: 8, 10, 11, 12, 13, 14, 15, 16, 17, 18, & 19mm
LOOSE STUBBY SPANNERS AVAILABLE

A89906

8 PC COMBINATION STUBBY SPANNER SET CRV. SAE



\$59

Sizes: 5/16", 3/8", 7/16", 1/2", 9/16", 5/8", 11/16" & 3/4".
LOOSE STUBBY SPANNERS AVAILABLE

A91200 A91201

4 PC FLARE NUT SPANNER SETS



\$55
Each

Sizes:
A91200 - 10X11mm, 12X13mm, 14X17mm, 19X21mm
A91201 - 3/8"X7/16", 1/2"X9/16", 5/8"X11/16", 3/4"X7/8"

A89701

12 PC FLEXIBLE-HEAD RATCHET COMBINATION SPANNER SET METRIC



\$249

Ratchet spanner Sizes: 8, 9, 10, 11, 12, 13, 14, 15, 16, 17, 18, & 19mm

A88050

7 PC EXTRA LONG DOUBLE RING RATCHET/FIXED SPANNER 0° OFFSET METRIC



\$219

72 teeth ratcheting box-end with 5 degree rotation. 12-Point ratchet/fixer ring ends. 0 degree offset. Spanner Sizes: 8, 10, 12, 13, 14, 17 & 19 mm

A89801

7 PC EXTRA LONG DOUBLE RING FLEXIBLE-HEAD RATCHET SPANNER SET METRIC



\$299

Ratchet spanner Sizes: 6x7, 8x9, 10x11, 12x13, 14x15, 16x18 & 17x19mm

A89415

16 PC COMBINATION RATCHET SPANNER SET METRIC 0° OFFSET



\$169

72 Teeth ratcheting box-end spanners. Spanners: 8, 9, 10, 11, 12, 13, 14, 15, 16, 17, 18, 19mm. Socket Drive Adaptors: 1/4", 3/8", 1/2" Sq. Bit Holder: 1/4" Hex

A89502

13 PC 15° REVERSIBLE RATCHET COMBINATION SPANNER SET SAE

72 teeth ratcheting box-end with 5 degree of rotation. 12-Point ratchet ring end. 15° Offset keeps knuckles clear of obstructions. Ratchet spanner Sizes: 1/4", 5/16", 3/8", 7/16", 1/2", 9/16", 5/8", 11/16", 3/4", 13/16, 7/8, 15/16" & 1".

\$255



A89501

12 PC 15° REVERSIBLE RATCHET COMBINATION SPANNER SET METRIC

12-Point ratchet ring end. 15° Offset keeps knuckles clear of obstructions. Ratchet spanner Sizes: 8, 9, 10, 11, 12, 13, 14, 15, 16, 17, 18 & 19mm.

\$189



A89417

13 PC COMBINATION RATCHET SPANNER SET 0° OFFSET SAE

72 teeth ratcheting box end with 5 degree of rotation. 12-Point ratchet ring end. 0 degree offset. Ratchet spanner Sizes: 1/4", 5/16", 3/8", 7/16", 1/2", 9/16", 5/8", 11/16", 3/4", 13/16, 7/8, 15/16" & 1".

\$209



A89703

13 PC FLEXIBLE-HEAD RATCHET COMBINATION SPANNER SET SAE

Ratchet spanner Sizes: 1/4", 5/16", 3/8", 7/16", 1/2", 9/16", 5/8", 11/16", 3/4", 13/16, 7/8, 15/16" & 1".

\$279



A89420 A89421

7 PC STUBBY COMBINATION RATCHET SPANNER SETS 0° OFFSET

12-Point 72 teeth ratchet ring end. 0 degree offset. Ratchet spanner A89420 Sizes: 8, 10, 12, 13, 14, 17, 19mm A89421 Sizes: 3/8", 7/16", 1/2", 9/16", 5/8", 11/16" and 3/4"

\$99
Each



A89504

2 PC 4 IN 1 REVERSIBLE RATCHET SPANNER SET METRIC

Chrome Vanadium. 72 teeth ratcheting box-end with 5 degree rotation. 12-Point ratchet ring ends. Innovative ring design allows four different sizes on one spanner Sizes: 8x10 & 12x13mm, 14x17 & 18x19mm

\$59



A63500

6 PC SCREWDRIVER SET

Contents:
4 X 100mm,
5.5 X 125mm,
6.5 X 150mm,
PH 1 X 80mm,
PH 2 X 100mm
Bits for Stubby S/D

\$29



A89600

11 PC COMBINATION SPANNER SET CRV. SAE



\$80

Sizes: 1/4", 5/16", 3/8", 7/16", 1/2", 9/16", 5/8", 11/16", 3/4", 13/16" and 7/8"

A89605

14 PC COMBINATION SPANNER SET CRV. METRIC



\$85

Metric Sizes: 6, 7, 8, 9, 10, 11, 12, 13, 14, 15, 16, 17, 18 & 19mm

A63600

8 PC TORX® SCREWDRIVER SET

Sizes: T8, T10, T15, T20, T25, T27, T30 and T40 x 100mm.

\$59



A63650

8 PC TAMPER PROOF TORX® SCREWDRIVER SET

Sizes: T8, T10, T15, T20, T25, T27, T30 and T40 x 100mm.



\$59

Blade is manufactured from SVCM steel. Hardened satin chrome finished. Bi-material PP and TPV handle is resistant to chemical, oil and most solvents.

INDIVIDUAL SCREW DRIVERS ALSO AVAILABLE

A63650

8 PC TAMPER PROOF TORX® SCREWDRIVER SET

Sizes: T8, T10, T15, T20, T25, T27, T30 and T40 x 100mm.

\$59



Blade is manufactured from SVCM steel. Hardened satin chrome finished. Bi-material PP and TPV handle is resistant to chemical, oil and most solvents.

A63200

5 PC SCREWDRIVER SET TANG-THRU CRV

Contents:
200mm, 305mm
PH 2 X 200mm PH 2 X 305mm PH 2 X 450mm

\$79



Drop-forged Chrome Vanadium steel spanners. Hardened, tempered and chromed with fully polished mirror finish. Open end and ring combination with long slim shaft. Supplied in hanging pouch.

A83030 A83040 A83042

SWIVEL BASE STEEL VICES WITH ANVIL



10 Year warranty

Serrated Jaws Swivel base vice directly mounts onto workbench. Large size anvil. Rubber grip on the handles. Blue hammertone finish.

A83030
Jaw Size: 100mm
Jaw Opening: 100mm
\$139

A83040
Jaw Size: 150mm
Jaw Opening: 150mm
\$209

A83042
Jaw Size: 200mm
Jaw Opening: 200mm
\$289

A71275 67 PC 1/4" DR. ASSORTED POWER BITS SET



\$49

Contents: Hexagon Bits – 2, 2.5, 3, 4, 5, 6, 7 & 8mm
Phillips Bits – PH.1 X 2, PH.2 X 2 & PH.3 X 2
Pozidrive Bits – PZ.1 X 2, PZ.2 X 2 & PZ.3 X 2
Square Bits – S-0, S-1, S-2 & S-3
Slotted Bits – 3, 4, 4.5, 5.5 & 6.5mm
Spanner Bits – 6, 8 & 10mm
Torx® Star Bits – T7, T8, T9, T10, T15, T20, T25, T27, T30 & T40
Tanner Proof Torx® Star Bits – T7, T8, T9, T10, T15, T20, T25, T27, T30 & T40
Torx® Plus Bits – T10, T15, T20, T25, T27, T30, T40, T45 & T50
Spline Bits – M5, M6 & M8
Wobble Bit Holder – 100mm
1/4" Dr. Socket Adaptor – 25mm
1/4" Dr. Bit Adaptor

A63551 6 PC TANG-THRU SCREWDRIVER SET

Slotted: 5.5 x 150, 6.5 x 150 and 8 x 150mm. Phillips: 1 x 100, 2 x 150 and 3 x 150mm.

\$49



A17041 PISTOL GRIP DISC BRAKE PAD SPREADER

Designed to fit front brake calipers. Pistol grip design provides a fast, no nonsense approach to pushing the inner pad back and compress piston back into the bore creating clearance for installation of new brake pads.

EXTRA HEAVY DUTY

A17015 DUAL VACUUM & PRESSURE PUMP/BRAKE BLEEDER KIT



\$189

Professional vacuum/pressure diagnostic tool helps identify a variety of faults on vehicle systems including fuel, ignition, transmission, emission and air conditioning/heating. Kit also includes reservoirs, hoses and adaptors for bleeding brake and clutch systems. Features simple twist function for choice of pressure or vacuum testing. Large easy-to-read gauge. Can also be used to siphon fluids. Supplied in carry-case.



\$499

A50090 BEARING FITTING TOOL KIT

Impact Rings: 10-50mm
Impact Sleeves: 18, 32 & 52mm

OFFSET STEEL FABRICATED VICES

Manufactured from steel plate and designed for heavy duty work. Equipped with replaceable hardened steel serrated jaws. Fixed base with 4 bolt down points

| model | size (mm) | max opening (mm) |
|--------|-----------|------------------|
| A83050 | 100 | 125 |
| A83060 | 150 | 175 |



A83050 \$189

A83060 \$289

A71340 MM A71380 SAE 9 PC T-HANDLE BALL-END HEX KEY SETS

A 71340: 2, 2.5, 3, 4, 5, 6, 8, 10 and 12mm.
A71380: 5/64", 3/32", 1/8", 5/32", 3/16", 1/4", 5/16", 3/8" and 1/2".

Tough, composite handle with rubberized comfort grip. Long shaft has ball-end, allowing fixing to be driven at up to 30° from its axis. Short element is standard hex.



\$99 Each

INDIVIDUAL HEX KEYS AVAILABLE

A17010 VACUUM BRAKE FLUID BLEEDER



\$75

Simple, one man operation using standard workshop air supply (90-120psi). Quick, clean and efficient. Does not require specialized brake reservoir caps. Draws fluid from the bleed nipple enabling either bleeding or full replacement of fluid in system. Air Consumption 180ltr/min Vacuum 60% Inlet Size 1/4" BSP. 1 litre container.

A17130 FLEXIBLE SPRAY CLEANING GUN 1000ML



\$69

Polyethylene 1 litre container with fixed neck. Ideal for applying degreasing and cleaning agents. Suitable for petroleum based fluids

A55172 FLEXIBLE HOSE CLAMP PLIER

Long reach tool designed to get to awkwardly positioned tag type hose clips. Flexible cable and compact head help in reaching confined spaces. Features ratchet action and vinyl dipped handles for comfort and control. Flexible shaft length 630mm

\$79

A53060 A53070 9 PC 3/8" SQ. DR. BOLT EXTRACTOR SOCKET SETS NB METRIC, SAE



\$59 Each

A53060: 8, 10, 11, 12, 13, 14, 16 17 and 19mm
A53070: 1/4", 5/16", 3/8", 7/16", 1/2", 9/16", 3/4", 11/16" and 5/8".

A21130 COMBINATION PULLER SET

For all heavy duty automotive and industrial pulling requirements. 10 Tonne hydraulic ram 100, 150 and 200mm pulling legs. 105mm bearing separator. 2 and 3 yoke assembly and cross beam extension rods. Centering adaptors.

A21135 RAM TO SUIT A21130 **\$119**



\$319

A46107 9 PC HEAVY DUTY MINIATURE PICK HOOK & SCRAPER SET CRV

Length: 75 & 150mm

\$49



A16256 A16257 3/8" SQ. DR. OIL FILTER CAP WRENCHES Ø64.5MM X 14 FLUTES

\$29

Crowned top provides extra leverage for removing stubborn oil filters. Aluminum material minimizes risk of damage to filter housing. A16256: Suitable for Toyota models. A16257: Suitable for Toyota & Lexus models.



NEW

A21450 STEERING WHEEL REMOVER/LOCK PLATE COMPRESSOR SET



\$87

Removes steering wheel from most vehicles with or without telescoping tilt steering columns. Includes: Steering wheel lock plate compressor and 5 sets of cap screws.

A57370 COMBINATION PLIER 200MM

A57449

LONG NOSE PLIER 200MM

A57240

DIAGONAL CUTTING PLIER 200MM

A53050

5 PC SCREW EXTRACTOR SET SQUARE TYPE

\$25

Sizes: 1/8", 3/16", 15/64", 5/16" And 3/8"



A14020

1/2" SQ. DR. MINI AIR IMPACT WRENCH

Fitted with powerful twin hammer mechanism housed in a compact design. Handle exhaust reduces noise output and limits the circulation of brake dust on wheel applications. Features three-position torque/air control in forward and reverse. Mini size allows for use in confined areas

| Square Drive (inch) | Bolt Capacity (in.) | Max. Torque (ft.-lb.) | Net Weight (kg.) | Length (mm) | Air Cons. (in ³ /min) | Air Inlet (inch) | Sound Pressure (dBA) | Vibration (m/s ²) | Speed (RPM) | Mechanism |
|---------------------|---------------------|-----------------------|------------------|-------------|----------------------------------|------------------|----------------------|-------------------------------|-------------|-------------|
| 1/2" | 16 | 500/678 | 1.42/3.12 | 108 | 0.2 | 1/4" | 95 | 3.1 | 11000 | Twin Hammer |

\$249



A14030

3/4" SQ. DR. SUPER HEAVY DUTY AIR IMPACT WRENCH

Square Drive: 3/4" (19mm)
Bolt Capacity: 1-1/4" (32mm)
Net Weight: 9.6 lbs (4.3kgs)
Length: 8.5" (217mm)
Avg. Air Cons: 8cfm (230 l/min)
Air Inlet: 3/8"
Hose Size: 3/8"
Air Pressure: 90 PSI
Max Torque: 1,250 ft-lb (1,695 N-M)
Free Speed: 5000 R.P.M.
Sound Level: 96 DBA

\$699



A14025

1/2" SQ. DR. SUPER HEAVY DUTY AIR IMPACT WRENCH

Square Drive: 1/2" (12.7mm)
Bolt Capacity: 3/4" (18mm)
Net Weight: 5.8 lbs (2.7kgs)
Length: 6.9" (175mm)
Avg. Air Cons: 4.6cfm (130 l/min)
Air Inlet: 1/4"
Hose Size: 3/8"
Air Pressure: 90 PSI
Max Torque: 500 ft-lb (678 N-M)
Free Speed: 7000 R.P.M.
Sound Level: 90 DBA

\$297



A13905

3/8" SQ. DR. COMPOSITE BODY IMPACT WRENCH 600NM

Forward and reverse shift with 3 positions.
Maximum Torque 450 Ft-lbs/600 Nm.
Free Speed 10000 rpm.
Net Weight 1.3Kg.
Length 171mm
Air Inlet 1/4"
Air pressure 90 PSI

\$249



A14015

1/2" SQ. DR. COMPOSITE BODY IMPACT WRENCH 1750 NM

Forward and reverse shift with 3 positions.
Maximum Torque 1290 Ft-lbs/1750 Nm.
Free Speed 7500 rpm.
Net Weight 2.1Kg.
Length 196 mm
Air Inlet 1/4"
Air pressure 90 PSI

\$349



A14035

3/4" SQ. DR. COMPOSITE BODY IMPACT WRENCH 2100 NM

Forward and reverse shift with 3 positions.
Maximum Torque 1550 Ft-lbs/2100 Nm.
Free Speed 5000 rpm.
Net Weight 3.7Kg.
Length 235mm
Air Inlet 1/4"
Air pressure 90 PSI

\$649



A84617

40 PC 1/2" SQ. DR. 6 PT DEEP & STANDARD IMPACT SOCKET SET METRIC

Standard Socket Sizes: 9, 10, 11, 12, 13, 14, 15, 16, 17, 18, 19, 20, 21, 22, 23, 24, 26, 27 & 30mm.
Deep Socket Sizes: 9, 10, 11, 12, 13, 14, 15, 16, 17, 18, 19, 20, 21, 22, 23, 24, 26, 27 & 30mm.
Universal joint. 125mm extension bar.



\$249

A84618

34 PC 1/2" SQ. DR. 6 PT DEEP & STANDARD IMPACT SOCKET SET SAE

Standard Socket Sizes: 5/16", 3/8", 7/16", 1/2", 9/16", 5/8", 11/16", 3/4", 13/16", 7/8", 15/16", 1", 1-1/16", 1-1/8", 1-3/16", 1-1/4"
Deep Socket Sizes: 5/16", 3/8", 7/16", 1/2", 9/16", 5/8", 11/16", 3/4", 13/16", 7/8", 15/16", 1", 1-1/16", 1-1/8", 1-3/16", 1-1/4"
Universal joint. 125mm extension bar.

\$249



A84616

16 PC 1/2" SQ. DR. 6 PT. DEEP IMPACT SOCKET SET METRIC

Manufactured from drop-forged Chrome Molybdenum steel with phosphate finish for greater corrosion resistance. Suitable for use on all types of air impact tools. Storage case included.
Sizes: 6 Point. 10, 11, 12, 13, 14, 15, 16, 17, 18, 19, 21, 22, 24, 27, 30, 32mm
Lifetime Warranty.

\$119



A84401

40 PC 1/2" SQ. DR. 12 PT DEEP & STANDARD IMPACT SOCKET SET METRIC



\$229

Standard Socket Sizes: 9, 10, 11, 12, 13, 14, 15, 16, 17, 18, 19, 20, 21, 22, 23, 24, 26, 27 & 30mm.
Deep Socket Sizes: 9, 10, 11, 12, 13, 14, 15, 16, 17, 18, 19, 20, 21, 22, 23, 24, 26, 27 & 30mm.
Universal joint. 125mm extension bar.



A84403

7 PC 1/2" SQ. DR. 12 PT. DEEP IMPACT SOCKET SET METRIC (HUB NUT)

Specially designed for front hub nuts. Supplied in blow molded storage case. Sizes - 24, 30, 32, 33, 34, 35 & 36mm.

\$139



A84611 A84612

11 PC 1/2" SQ. DR. 6 PT DEEP IMPACT SOCKET SETS



\$89 Each

A84611 Imperial Sizes: 3/8", 7/16", 1/2", 9/16", 5/8", 11/16", 3/4", 13/16", 7/8", 15/16" & 1". Socket length 78mm.
A84612 Metric Sizes: 10, 12, 13, 14, 15, 17, 18, 19, 21, 22 & 24mm. Socket length 78mm.

A84690 A84691

10 PC 1/2" SQ. DR. 6 PT. IMPACT SOCKET SETS



\$55 Each

A84690: 10, 11, 13, 14, 17, 19, 21, 22, 24 & 27mm
A84691: 7/16", 1/2", 9/16", 5/8", 11/16", 3/4", 13/16", 7/8", 15/16" & 1"

A84607

11 PC 1/2" SQ. DR. SWIVEL IMPACT SOCKET SET METRIC



\$149

Supplied on socket rail.
Sizes - 11, 12, 13, 14, 15, 16, 17, 18, 19, 21 and 22mm.

A84608

11 PC 1/2" SQ. DR. DEEP SWIVEL IMPACT SOCKET SET METRIC



\$169

Supplied on socket rail.
Sizes - 11, 12, 13, 14, 15, 16, 17, 18, 19, 21 and 22mm.

A84868

10 PC 1/2" SQ. DR. TORSION EXTENSION BAR SET



\$149

1/2" Sq Dr.
10 Torque Extension Bars:
150Ft-Lbs(200Nm), 140Ft-Lbs(190Nm), 130Ft-Lbs(175Nm), 120Ft-Lbs(160Nm), 110Ft-Lbs(150Nm), 100Ft-Lbs(135Nm), 90Ft-Lbs(120Nm), 80Ft-Lbs(110Nm), 75Ft-Lbs(100Nm) and 60Ft-Lbs(90Nm).

A84671
3 PC 1/2" SQ. DR. ALLOY WHEEL IMPACT SOCKET SET

\$39

Sizes: 17 mm -Blue, 19mm-Yellow, 21mm-Red
 Limited Warranty
 INDIVIDUAL SOCKETS AVAILABLE



A84600 A84601
8 PC 1/2" SQ. DR. HEX. BIT IMPACT SOCKET SETS

\$89
 Each



A84600: 7/32", 1/4", 5/16" 3/8", 7/16", 1/2", 9/16" and 5/8". Length 78mm.
 A84601: 5, 6, 7, 8, 10, 12, 14 & 17mm. Length 78mm.

A84605 A84606
9 PC 1/2" SQ. DR. IMPACT BALL END HEX BIT SOCKET SETS

\$109
 Each

A84605: 6, 7, 8, 10, 12, 14, 15, 17 and 19mm
 A84606: 1/4", 5/16", 3/8", 7/16", 1/2", 9/16", 5/8", 11/16" and 3/4"



A84680
5 PC 1/2" SQ. DR. IMPACT SOCKET SET

\$39

Sizes - 12 Point sockets 24, 30 & 32mm Hex Bit 14, 17 mm SUITABLE FOR EUROPEAN CARS



A86608 A86609
8 PC 3/4" SQ. DR. 6PT DEEP IMPACT SOCKET SETS



A86608: Imperial Sizes: 1", 1-1/16", 1-1/8", 1-1/4", 1-5/16", 1-3/8", 1-7/16", 1-1/2". Socket length 90mm.
 A86609 Metric Sizes: 24, 27, 30, 32, 34, 36, 41 & 46mm. Socket length 90mm.

\$229
 Each

A86606 A86607
8 PC 3/4" SQ. DR. 6 PT. IMPACT SOCKET SETS

\$159
 Each

A86606: Sizes: 1", 1-1/16", 1-1/8", 1-1/4", 1-5/16", 1-3/8", 1-7/16" and 1-1/2".
 A86607: Sizes: 26mm, 27mm, 29mm, 30mm, 32mm, 35mm, 36mm and 38mm.



A86604 A86605
27 PC 3/4" SQ. DR. 6 PT. IMPACT SOCKET SETS

\$519

A86604 Sizes Metric: 17, 19, 20, 21, 22, 23, 24, 27, 30, 31, 32, 33, 34, 35, 36, 37, 38, 40, 41, 45, 46, 48, 50, 54, 55, 57 & 60mm.



A86602 A86603
17 PC 3/4" SQ. DR. 6 PT. IMPACT SOCKET SETS

A86602: Sizes: 19, 21, 22, 24, 27, 30, 32, 33, 34, 35, 36, 38, 40, 41, 46, 50 & 55mm. A86603: Sizes SAE: 1", 1-1/16", 1-1/8", 1-3/16", 1-1/4", 1-5/16", 1-3/8", 1-7/16", 1-1/2", 1-9/16", 1-11/16", 1-3/4", 1-5/8", 1-13/16", 1-7/8", 1-15/16" & 2"



\$359
 Each

A68000
6 PC IMPACT SOCKET ADAPTOR SET

\$59

Sizes: 1/2" M to 3/4" F, 3/4" M to 1/2" F, 1/2" M to 3/8" F, 3/8" M to 1/2" F, 1/4" M to 3/8" F, 3/8" M to 1/4" F



A86800
9 PC 1" SQ. DR. IMPACT SOCKET SET METRIC



\$199

5 pc six point impact sockets 22, 24, 26, 30 & 38mm. 3 pc six point deep impact sockets 27, 28, 32 mm. 1pc four point budd wheel impact socket 21mm

A86850
10 PC 1" SQ. DR. 6 PT. IMPACT SOCKET SET SAE



\$229

Sizes: 1", 1-1/8", 1-1/4", 1-3/8", 1-1/2", 1-5/8", 1-3/4", 1-7/8", 2" with 13/16" budd socket.

A84801
19 PC PROFESSIONAL METRIC IMPACT CROWFOOT WRENCH SET

\$149



Sizes: 3/8" DR: 8, 9, 10, 11, 12, 13, 14, 15, 16, 17, 18 & 19mm
 1/2" DR: 21, 22, 24, 27, 28, 30 & 32mm

A84901
14 PC 1/2" SQ. DR. METRIC OPEN-END IMPACT CROWFOOT WRENCH SET

\$239

Sizes: 27, 29, 30, 32, 33, 34, 35, 36, 38, 41, 43, 46, 48 & 50mm



A84613
3 PC 1/2" SQ. DR. 12 PT DEEP IMPACT SOCKET SET (HUB NUT)



\$75

Specially designed for front hub nuts. Supplied in blow molded storage case. Sizes: 30, 32 & 36mm

A84614
4 PC 1/2" SQ. DR. 6 PT. DEEP IMPACT SOCKET SET



\$99

Sizes: 30, 32, 34 and 36mm. Storage case included.

A84603
9 PC 1/2" SQ. DR. E TORX® IMPACT SOCKET SET

\$59



Supplied on socket rail. Sizes: E10, E11, E12, E14, E16, E18, E20, E22 and E24

A84604
9 PC 1/2" SQ. DR. E TORX® DEEP IMPACT SOCKET SET

\$69



Sizes: E10, E11, E12, E14, E16, E18, E20, E22 and E24

A84680
5 PC 1/2" SQ. DR. IMPACT SOCKET SET



\$39

Sizes - 12 Point sockets 24, 30 & 32mm Hex Bit 14, 17 mm. SUITABLE FOR EUROPEAN CARS

A84869
6 PC 1/2" SQ. DR. IMPACT ADAPTOR & EXTENSION BAR SET



\$99

1 Universal Joint, 2 Adaptors: 1/2" F x 3/8" M, 1/2" F x 3/4" M, 3 Extension Bars: 75, 125 & 250mm. Storage case included.

A84679
5 PC 1/2" SQ. DR. ALLOY WHEEL IMPACT SOCKET SET



LOOSE SOCKETS AVAILABLE

\$65

Sizes - 17mm Blue, 19mm Yellow, 21mm Red, 22mm Green and 27mm Black. Limited warranty.

A68020
6 PC 1/2" SQ. DR. SPLINE/TRIPLE SQ. HEAD IMPACT SOCKET SET

\$69



Size: M14, M16, M18 (43mm Long)
 Size: M14, M16, M18 (78 mm Long)
 SUITABLE FOR EUROPEAN CARS

A84867
4 PC 1/2" SQ. DR. IMPACT WOBBLE/NON WOBBLE EXTENSION BAR SET

\$59

Allows 15° of movement in any direction for difficult to reach fasteners. Manufactured from high quality CRV alloy steel for long life 75, 125, 250 & 375mm long wobble extensions to accommodate any application.

ADJUSTABLE WRENCHES HEAVY DUTY

Heat treated drop-forged Chrome Vanadium steel wrench with a chrome plated finish for greater corrosion resistance. Lazer etched markings on side of head for accurate measurements.

A58102 - 150mm
A58103 - 200mm
A58104 - 250mm
A58105 - 300mm



\$15
\$19
\$25
\$30

A57092 A57094 A57096 GROOVE JOINT PLIERS

A57092 250mm
A57094 300mm
A57096 400mm

Drop-forged Chrome Vanadium steel and Chrome plated. Groove joint adjustable head.



\$29
\$39
\$59

A57501 A57502 BENT EXTERNAL CIRCLIP PLIERS

A57501 - 175mm
A57502 - 235mm



\$25
\$33

A71250 A71252 9 PC EXTRA LONG TORX® KEY SETS



A71250 Tamper Proof Torx®
Sizes: T10, 15, 20, 25, 27,
30, 40, 45 & 50.

A71252 Torx.
Sizes: T10,
15, 20, 25, 27,
30, 40, 45 & 50.

\$30
Each

A71300 A71350 9 PC EXTRA LONG BALL POINT HEX KEY SETS



Chrome Plated Colour.
Bit Material: S2
A71300: Sizes 1.5, 2, 2.5,
3, 4, 5, 6, 8 & 10 mm
A71350: Sizes 1/16", 5/64",
3/32", 1/8", 5/32",
3/16", 1/4", 5/16" & 3/8"

\$30
Each



A16245 SWIVEL JAW FILTER PLIERS Ø57-120MM

Jaws swivel up to 90° to give access to awkwardly positioned oil and fuel filters. Chemically blackened finish to prevent corrosion. Non slip handles for added control and comfort. Size Ø57-120mm



\$69

A30001 A30002

INTERNAL & EXTERNAL THREAD FILES METRIC, SAE

Restores damaged threads quickly. All thread sizes are marked on file for easy selection. Works on right or left hand threads.

Length: 230mm Width: 11mm Square
A30001: Fine & Coarse Thread Sizes:
0.8, 1, 1.25, 1.5, 1.75, 2.0, 2.5 & 3.0 MM PITCH
A30002: Fine & Coarse Thread Sizes:
10, 11, 12, 14, 16, 18, 20 & 24 tpi

A56035 A56040 LOCKING PLIERS CURVED JAW



A56035 - 175MM
A56040 - 250MM

\$18
\$22

A33020 LOCKING SHEET METAL CLAMP 240MM



\$29

A57506 A57507

BENT INTERNAL CIRCLIP PLIERS



\$25

A57506 - 175mm
A57507 - 235mm

\$33

A56075 A56080 LONG NOSE LOCKING PLIERS

Deeply serrated jaws help grip the work piece.



A56075 - 150MM
A56080 - 225MM

\$18
\$22

A57515 A57516 STRAIGHT INTERNAL CIRCLIP PLIERS



\$25
\$33

A57511 A57512 STRAIGHT EXTERNAL CIRCLIP PLIERS



\$25
\$33

A70510-200NM A70515-320NM 1/2" SQ. DR. TORQUE WRENCHES



Wrenches are individually tested for ±1% accuracy and each wrench is issued with an individually numbered test certificate. Supplied in storage case.

A70510-200NM
Length - 530mm / 1.62Kg
Scales graduated
40 - 200 NM / 30-150 in-lb.

\$159

A70515-320NM
Length - 600mm / 1.83Kg
Scales graduated
60 - 320 NM / 30-230 in-lb.

\$189

A17115 OVERHEAD VALVE SPRING COMPRESSOR

Permits valve springs and valve stem oil seals to be replaced without the need to remove the cylinder head. Large Comfortable grip handle. Offset jaws grip the valve spring in parallel compression



\$50

A70505 1/2" SQ. DR. ANGULAR TORQUE GAUGE

Clearly marked 360 degree scale. Measures angle of rotation for all Torque to yield applications. Includes support arm.



\$25

NEW

A75477 A75480 3/8" SQ. DR. MAGNETIC SPARK PLUG SOCKETS

A75477 - 16mm,
5/8"

\$15

A75480 - 20.6mm,
13/16"

\$17



A75478 A75479 3/8" SQ. DR. SWIVEL MAGNETIC SPARK PLUG SOCKETS

A75478 - 16mm,
5/8"

\$20

A75479 - 20.6mm,
13/16"

\$24

Blades are manufactured from Chrome Molybdenum steel for extra strength.

A71500

5 PC STARTER DRIFT/ TAPER PUNCH SET



\$25

A71400

6 PC LONG PIN PUNCH SET



\$45

Hardened, tempered and fully mirror polished chrome-molybdenum steel punches.

Sizes: 2, 3, 4, 5 & 6mm

Chrome-Molybdenum Steel, Mirror Finish
200mm Long
Sizes: 2, 3, 4.5, 6 & 8mm

A33010

LOCKING WELDING CLAMP 265MM

Manufactured from Chrome Molybdenum Steel Designed to secure round, angled or flat work firmly in position.



\$29

A33025 A33030 LOCKING C-CLAMPS



A33025-150MM
A33030-275MM

\$22
\$29

A60210

4 PC HEAVY DUTY PRYBAR SET TANG-THRU



\$85

Lengths: 200, 300, 460 & 610mm

1/2" SQ. DR. 6 PT. WHEEL BEARING LOCKNUT SOCKETS

A76310 A76325
54MM 2-3/8"
A76311 A76327
55MM 2-1/2"

HEAVY DUTY BOLT CUTTERS

A26055
Length - 350mm
Soft metal - 7mm
Medium metal - 5mm

\$43

A26060
Length - 450mm
Soft metal - 8mm
Medium metal - 6mm

\$49

A26065
Length - 600mm
Soft metal - 10mm
Medium metal - 8mm

\$65

A26070
Length - 750mm
Soft metal - 13mm
Medium metal - 8mm

\$93

A26075
Length - 900mm
Soft metal - 16mm
Medium metal - 10mm

\$115



74020
21 PC 1" SQ. DR. 12 PT.
SOCKET SET SAE



\$399

12 point socket sizes -
 1-5/8", 1-11/16", 1-3/4",
 1-13/16", 1-15/16",
 2", 2-1/8", 2-3/16", 2-1/4",
 2-3/8", 2-1/2", 2-5/8", 2-3/4",
 2-15/16", 3" & 3-1/8".
 Includes -
 1 Pc 8" extension bar,
 1 Pc 18" extension bar,
 1 Pc 22" sliding T-handle.

74050 74060
26 PC 3/4" & 1" SQ.
DR. 12 PT. SOCKET SETS

12 point socket ensures correct
 fit and maximum surface contact. 1pc
 Extension Bar, 1pc 20" Extension Bar,
 1pc 6" Breaker Bar Head, 1pc 6",
 Ratchet Head, 1pc 21" Sliding T Bar,
 1pc 3/4" and 1" Adaptor,
74050 - 21, 22, 23, 24, 26, 27, 28, 29,
 30, 31, 32, 34, 36, 38, 41, 46, 50, 55,
 60 and 65.
74060 - 1", 1-1/16", 1-1/8", 1-3/16",
 1-1/4", 1-5/16", 1-3/8", 1-7/16",
 1-1/2", 1-5/8", 1-11/16", 1-3/4", 1-7/8",
 1-13/16", 2", 2-1/4", 2-1/2" and 2-3/4".



\$270
 Each

74042
27 PC 3/4" SQ. DR.
6 PT. SOCKET SET



\$145

27 piece 3/4" drive
 socket set. SAE.
 Metric 7/8"-2",
 22-50mm.

89240
14 PC EXTRA LONG
SPANNER SET SAE



\$99

Sizes 3/8", 7/16", 1/2", 9/16",
 5/8", 11/16", 3/4", 13/16", 7/8",
 15/16", 1", 1-1/16", 1-1/8" & 1-1/4"

89343
16 PC EXTRA LONG
WRENCH SET MM



\$109

Sizes-10, 11, 12, 13, 14, 15, 17, 18, 19, 20,
 21, 23, 25, 28, 30, 32, mm. V cut for quick
 positioning and tight fastening.

89500
47 PC COMBINATION
SPANNER SET SAE & MM

Heavy Duty Roll-up Vinyl
 Pouch. SAE Sizes 1/4",
 5/16", 3/8", 7/16", 1/2",
 9/16", 5/8", 11/16", 3/4",
 13/16", 7/8", 15/16", 1",
 1-1/16", 1-1/8", 1-1/4",
 1-5/16", 1-3/8", 1-7/16",
 and 1-1/2"
 MM Sizes 6, 7, 8, 9, 10,
 11, 12, 13, 14, 15, 16, 17,
 18, 19, 20, 21, 22, 23, 24,
 25, 26, 27, 28, 29, 30, 31
 and 32mm



\$199

71170
40 PC 1/2" & 3/8"
SQ. DR. SPLINE BIT SET



\$59

7 each 30 and 75mm star bits T20, T25, T30,
 T40, T45, T50 & T55. 5 each 30 & 75mm
 spline bits 5, 6, 8, 10 & 12mm. 7 each 30 and
 74mm hex bits 4, 5, 6, 7, 8, 10 and 12mm

90145 90150
1/2" SQ. DR. JUMBO
CROWFOOT WRENCH SETS



\$189
 Each

90145 - Metric sizes - 27, 29, 30,
 32, 33, 35, 36, 38, 41, 42, 45,
 46, 48 and 50mm

90150 - SAE sizes 1-1/16", 1-1/8",
 1-3/16", 1-1/4", 1-5/16", 1-3/8",
 1-7/16", 1-1/2", 1-5/8", 1-3/4",
 1-13/16", 1-7/8" and 2".



89080SAE 89082MM
12 PT. JUMBO
COMBINATION
WRENCH SETS

89080 10 pc SAE -
 1-5/16", 1-7/16", 1-5/8",
 1-3/4", 1-3/8", 1-1/2",
 1-11/16", 1-13/16", 1-7/8"
 & 2".
89082 - 11pc metric- 34, 35,
 36, 38, 40, 41, 42, 44, 46,
 48 and 50mm

\$219
 Each

89060m-Metric
89060-SAE
6 PC 12 PT.
JUMBO
SPANNER
SETS

89060m-metric 6pcs
 Sizes 35, 38, 41,
 45, 48, & 50mm
89060-S.A.E. 6pcs
 Sizes 1-3/8", 1-1/2",
 1-5/8", 1-3/4", 1-7/8", 2"



\$119
 Each

74080
9 PC 6 PT. 3/4" SQ. DR.
JUMBO SOCKET SET



\$109

8 Pc socket set 2-1/16",
 2-1/8", 2-3/16", 2-1/4",
 2-5/16", 2-3/8",
 2-7/16", 2-1/2"
 Supplied in Black metal case

71025
9 PC 1/2" SQ. DR. TORX®
BIT SOCKET SET CRV



\$39

Socket Bit - T20, T25, T27, T30, T40, T45, T50,
 T55, T60 1-metal Case

71035
9 PC 1/2" SQ. DR. HEX.
BIT SOCKET SET CRV



\$39

Socket Bit - 4, 5, 6, 8, 10, 12, 14,
 17, 19mm. 1 - Metal Case

92090 92100
6 PC JUMBO
HEX KEYS

92090
 Sizes -
 8mm, 10mm, 12mm,
 14mm, 17mm, 19mm
92100
 Sizes
 3/8", 7/16", 1/2",
 9/16", 5/8", 3/4"



\$25
 Each

87030
3 PC JUMBO
ADJUSTABLE
WRENCH SET

Sizes -
 15"/375mm
 18"/450mm
 24"/600mm



\$125

57049
5 PC 11"/275MM-LONG
NOSE PLIERS SET

Drop Forged Heat Treated
 Professional Quality.
 Contents: 5 pieces. 1pc
 11" Long Nose Plier,
 1pc 11" 90° Long Nose Plier,
 1pc 11" 45° Long Nose Plier,
 1pc 11" 20° Offset Long Nose
 Plier, 1pc 11" Cable & Hose
 Long Nose Plier.



\$55

68100
6 PC REDUCER
& ADAPTOR SET



\$25

Sizes- 1/4"M - 3/8"F, 3/8"M -
 1/4"F, 3/8"M - 1/2"F, 1/2"M - 3/8"F,
 1/2"M - 3/4"F, 3/4"M - 1/2"F.

57559 57560
GROOVE
JOINT PLIERS



\$18

\$36

93020
3 PC ALUMINIUM
PIPE WRENCH SET

Heavy duty i-beam handles.
 Sizes - 14"/350mm,
 18"/450mm,
 24"/600mm

\$99

93060
3 PC PIPE
WRENCH SET

Sizes - 10"/250mm,
 14"/350mm,
 18"/450mm

\$60

93065
3 PC OFFSET ALUMINIUM
PIPE WRENCH SET

Sizes - 12"/300mm,
 14"/350mm,
 18"/450mm,

\$79

74090
TORQUE
MULTIPLIER
WHEEL
NUT WRENCH



\$145

Ideal for removing/
 installing wheel nuts
 on commercial and
 light commercial
 vehicles when air
 impact wrench is not
 easily accessible.
 Supplied in carry-case
 with 210mm extension
 for spinning of
 loosened nut.
 Maximum Rated
 Output:
 4800Nm Ratio 65:1

61080
12 PC HOLLOW
PUNCH SET



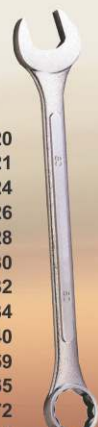
Drop forged, heat treated steel construction. Knurled
 bodies for a secure grip. Precision ground flutes
 cutting edges. Punches make clean holes in
 gaskets, leather, plastic, and rubber.
 Sizes: 1/8", 5/32", 3/16", 7/32", 1/4", 5/16",
 3/8", 7/16", 1/2", 9/16", 5/8", 3/4"

\$25

LOOSE SPANNERS

12 point box end.

| | | | |
|--------------------|--------|---------------------|--------|
| 89064 Size 34mm | @ \$16 | 89086 Size 1-3/8" | @ \$20 |
| 89065 Size 35mm | @ \$18 | 89087 Size 1-7/16" | @ \$21 |
| 89066 Size 36mm | @ \$20 | 89088 Size 1-1/2" | @ \$24 |
| 89067 Size 38mm | @ \$22 | 89089 Size 1-5/8" | @ \$26 |
| 89068 Size 40mm | @ \$24 | 89090 Size 1-11/16" | @ \$28 |
| 89069 Size 41mm | @ \$26 | 89091 Size 1-3/4" | @ \$30 |
| 89070 Size 42mm | @ \$27 | 89092 Size 1-13/16" | @ \$32 |
| 89071 Size 44mm | @ \$29 | 89093 Size 1-7/8" | @ \$34 |
| 89072 Size 45mm | @ \$30 | 89094 Size 2" | @ \$40 |
| 89073 Size 46mm | @ \$32 | 89095 Size 2-1/8" | @ \$59 |
| 89074 Size 48mm | @ \$34 | 89096 Size 2-1/4" | @ \$65 |
| 89075 Size 50mm | @ \$36 | 89097 Size 2-3/8" | @ \$72 |
| 89085 Size 1-5/16" | @ \$19 | 89098 Size 2-1/2" | @ \$80 |





44486
TRANSMISSION JACK
\$599
Minimum Height 175mm
Maximum Height 800mm
Capacity 900kg

19013
VEHICLE WHEEL DOLLIES

Rounded lower section cradles the Tyre, reducing chances of tyre damage. During storage. Makes maneuvering of car in small places easy. Capacity 450kgs



\$99
Pair

19051 19052
TRUCK JACK STANDS

Reinforced stand with controlled pin holes. Greased sliding part. Specification:
19051
Load Capacity - 20000Kg
Min. Height - 415mm
Max. Height - 640mm
Weight 27kg
19052
Load Capacity - 20000Kg
Min. Height - 675mm
Max. Height - 1050mm
Weight 33.2kg
Complies with Australian standards.



\$299
Each

\$399
Each

19011
HYDRAULIC VEHICLE POSITIONING JACK



\$189
Each

For easy maneuvering of vehicle with tyre up to 300mm. Foot pedal operation hydraulically. Roller width - 304mm
4 heavy duty castors - 100x35mm wide
Capacity - 680kgs

19033
ENGINE STAND 900KG

Sturdy design prevents stand from tipping while holding the block. Front swivel castor allows movement and positioning of the engine. 4 adjustable arms & 360° rotation.
Centre height - 780mm
Leg length - 1090mm
Front leg spread - 890mm
Rear leg spread - 555mm



\$239

19015
ENGINE STAND 450KG

Specifications:
4 adjustable arms & 360 degree rotation.
Centre height - 780mm
Weight - 21kgs



\$90

19017
ENGINE STAND 560KG

4 adjustable arms & 360° rotation. Centre height - 800mm Weight - 24kgs
Sturdy design prevents engine from tipping. Front swivel castors allow easy movement & positioning of engine.



\$155

19020
ENGINE STAND 680KG

4 adjustable arms & 360° rotation. Centre height - 820mm Weight - 26kgs

\$199

18082

FOLDING ENGINE CRANE 1400KG

Adjustment boom - 1400kg, 1050kg, 700kg and 350kg
Leg length - 1855mm
Front leg spread - 1045mm
Rear leg spread - 800mm
Boom working range - 1050mm-1580mm
Arm lifting range - 0-2360mm
Improved Double Action Pump helps to bring the load down slowly to protect the engine from damage. Heavy weight - 91kg for extra strength & stability.



\$299

19036
HD JACK STANDS 2000KG (PAIR)

Ratchet bar construction for easy adjustment. High quality steel. Durable baked enamel finish.
Working load limit - 2000kg.
Minimum Height 298mm.
Maximum Height 428mm.
Complies with Australian Standard AS/NZS 2538-2004



\$59

19039 19041 19043
HD JACK STANDS (PAIR)

Specifications:
19039 Working load limit - 3000kg.
Minimum Height 300mm.
Maximum Height 452mm.
19041 Working load limit - 5000kg.
Minimum Height 394mm.
Maximum Height 622mm.
19043 Working load limit - 8000kg.
Minimum Height 445mm.
Maximum Height 700mm.

Complies with Australian Standard AS/NZS 2538-2004

\$89

\$149

\$219

49010
PNEUMATIC OIL DRAINER TANK

Steel Fabricated
18 Gal/68Litre
Reservoir. Filter with Grid & Air Discharge
Adjustable height
Specifications:
Max Height - 1800mm
Min Height - 1180mm
Bowl Diameter - 380mm
Oil Capacity 18 Gal/68ltr



\$299

44480
TRANSMISSION JACK-2 STAGE 500KG

Foot operated pump. Steel castors. Complete with safety chains. Back and forward tilt15°. Working load limit: 500kg
Min Height - 870mm
Max Height - 1800 mm
Net Weight - 44480 - 84kg



\$749

44440
TRANSMISSION ADAPTOR

Working load limit - 198kg
Max length - 380mm.
Width 250mm.
Shaft Size: 40mm



\$95

44315
LOW PROFILE SERVICE TROLLEY JACK 2000KG

Heavy duty, twin piston jack
Minimum Height: 95mm
Maximum Height: 560mm
Working Load Limit: 2000kg
Front Castors 45mm wide



\$299

19005
ENGINE SUPPORT 300KG



\$135

Work on engines without disconnecting fuel, fluid, and electrical lines. Rubber feet to protect paint. Includes adjustable boom, grade 80 chain, and T-handle lead screw.
Specifications: Capacity-300kg
Minimum Extension: 1020mm
Maximum Extension: 1600mm

19010
ENGINE SUPPORT 450KG



\$149

Work on engines without disconnecting fuel, fluid, and electrical lines. Rubber feet to protect paint. Includes adjustable boom, grade 80 chain, and T-handle lead screw.
Capacity - 450kgs
Minimum Extension - 730mm
Maximum Extension - 1465mm

44310
QUICK LIFT GARAGE JACK 2100KG

Quick Lift Foot Pedal, Working load limit - 2100 Kg
Max Height 490mm, Min Height 140mm
Dimension Flat L 640 x W 340 x H 155mm
AS/NZS Approved



\$189

Quick Lift

44492
TRANSMISSION JACK-TALL

Working load limit 450kg
Min Height 1280mm
Max Height 1750mm



\$260

No Compromise in quality

TILT & SLIDE ACTIONS



52025
3 TIER MECHANIC'S CART

Specifications:
Dimensions
730mm (L) x 380mm (W) x 790mm (H)
Castor Size -100mm

20301
MECHANICS CREEPER



900 mm long.
Swivel castor size - 50mm
Load capacity - 150kg
Heavy duty 20mm square metal tube frame

\$49

52003
PLATFORM TROLLEY

Great for handling and moving heavy boxes. Foldable handle. Capacity - 150kgs
Dimensions - 720mm (L) x 475mm (W).

\$75



20315
CONVERTIBLE COMBO CREEPER & SEAT



Minimum height : 170mm.
Seat height :42mm.
Seat rest height (max.): 640mm.
Capacity - 300kg.
Length - 1000mm.
Width - 430mm.
12 months warranty.

\$99

20303
HYDRAULIC ROLLER SEAT

Comfortable cushioned roller seat. Sturdy construction enables ease of use in garages, workshop and even at home. Gas strut seat adjustments from 400mm-510mm.
Castor Size - 63mm
Base Plate Size - 380mm
Vinyl Seat Size - 300mm
Capacity - 350lbs / 158kg.



\$60

49004
MULTI-FUNCTIONAL OIL DRAIN TANK

Multiple function
Extracting, & Collecting.
Suction Speed 0.6 - 1.6L/Min
Tank Capacity - 65L
Cup Capacity - 10L
Max. Height - 1.85M
Suction Pipe Length - 1.4M
Drain Pipe Length - 1.9M
2 x 5" Wheels & 2 x 3" Castors for easy mobility.
Overall Dimensions - 480 x 500 x 1850mm



\$599

18108-2000kg 18101-1000kg

LEVERING CHAIN HOISTS

Durable Hardened Steel Construction.
D80 Grade Chain 1.5 meters Long
AS/NZS Approved

\$249

18101-1000kg

Lift - 1.5m
360° Swivel
Hooks with Safety Latch

18108-2000kg

Lift - 1.5m
360° Swivel Hooks
with Safety Latch

\$319

19070

PORTA POWER 20 TONNE

\$449

Max lifting height - 145mm
Cylinder minimum height - 384mm
Working pressure - 69Mpa
Oil be filled - 400g
Nett weight - 43kg

49030

MICRO PARTS CLEANER

Overall Dimensions:
560X545X630mm
Max Solvent Capacity: 14L
Flow Rate: 1.9 L/min
Net Weight: 24.5kg
**CAN BE
FREE
STANDING
OR WALL
MOUNTED**

\$249

It is recommended that water based fluid is used in our parts washers to aid in prolonging the life of the pump.

FAILURE TO USE WATER BASED FLUID MAY VOID THE WARRANTY

49040

2 TIER MOBILE PARTS WASHER

76 Litre

\$339

SELF LATCHING FUSIBLE
LINKED FIRE COVER

FLEXIBLE METAL SPOUT

REMOVABLE IN-TUB WORK
SHELF AND PARTS BASKET

180 LITRE SEAMLESS
ONE PIECE STEEL TUB

STURDY WHEELS
FOR EASY MOBILITY

Rugged Welded Steel Construction Safety
Fuse-linked Fire Cover Pump
Motor: AC, 240v, 50hz.
Flow Rate: 180litre/hour approx
Tank Dimension:
760mm L X 482mm W X 200mm H
Tank Capacity: 76litre/20 Gallon
Solvent Capacity: 45litre/12 Gallon

18103-1000kg 18109-2000kg

CHAIN BLOCKS

3 Metres Long D80 Grade Chain.
Drop Forged Hooks.
AS/NZS Approved

\$109

18103-1000kg

Lift - 2.5m
360 Degree Swivel Hooks
with Safety Latch

18109-2000kg

Lift - 2.5m
360 Degree Swivel Hooks
with Safety Latch

\$145

49025

BENCH TYPE PARTS WASHER 18.9 LITRE

\$105

Tank Capacity: 18.9 litre/5 Gallon
Solvent Capacity: 13 litre/3.5 Gallon
Flow Rate: 113litre/hour approx
Tank Size 398 X 298 X 210mm

15005

76 LITRE DUAL TANK ABRASIVE/SODA BLASTER

Heavy gauge, fully welded powder coated tanks and frame. Exclusive mixing Valve offers easy control of each media. Suitable for gentle or mild blasting or aggressive blasting for heavy rust or coating removal. Unique design utilizes bicarbonate soda for gentle cleaning and paint removal or aggressive media for heavy rust on any metal surface. Mixing valve allows you to go from blasting rust on cast iron to paint removal on wood, fiberglass or delicate metals with a flip of the switch. Use bicarbonate soda for paint removal on delicate surfaces such as plastic, fiberglass, wood, chrome, stainless steel, and any other soft metal without damage. Use garnet for heavy rust and paint removal on surfaces such as cast iron, steel, etc. Suitable for applications where rust and paint removal is required on multiple surfaces such as fiberglass, steel, aluminum, etc.

Soda & Garnet Available

\$595

15009

SAND BLASTER- 37LTR/10 GALLON

Tank Dimension
12"/300mm x 20"/500mm
height Including safety mask,
thread tape and
sand funnel. 4 Ceramic
nozzle tips - 2.5, 3.2, 3.8,
and 4.5mm
Working pressure - 62-125 PSI
CFM 10-25 @ 125PSI
Sand Use 30-80kg @ 125 PSI
(dependent on nozzle size)
Hose Length - 10 feet

\$259

\$399

SAND BLASTER- 76LTR/20 GALLON

Sandblast parts before
welding or painting
Replaceable ceramic
tips in nozzle prolong
service life. Heavy
duty steel
construction
Tank Volume: 20Gallon
Air Consumption:
6-25CFM Overall Dimension:
92cm(H) x 78cm(L)
x 38cm (W)
Includes
sandblast gun

15025

VACUUM SANDBLASTER 105LTR/28 GALLON

Powerful 1200w Motor
Built-in Vacuum For
Safer Sand Blasting,
Eliminating The
Need For
Breathing
Equipment.
Separates
Abrasive From
Debris & Recycles
Abrasive For Re-use.
Air Consumption - 6-25cfm
Tank Size - 41" X 15"

\$750

19060 19065

PORTA POWERS

19060 - 4 tonne

Maximum lifting height - 120mm
Cylinder minimum height - 278mm
Working pressure - 56Mpa
Oil be filled - 350g

19065 - 10 tonne

Max lifting height - 130mm
Cylinder minimum height - 390mm
Working pressure - 62Mpa
Oil be filled - 500g

\$199

\$299

19075

HYDRAULIC REPAIR KIT

\$449

Black Metal Box
Mini Ram - 4 Tonne
Stroke - 18mm
Min. Height - 40mm
Mini Ram - 10 Tonne
Stroke - 58mm
Min. Height - 118mm
Ram - 2 Tonne
Stroke - 73mm
Min. Height - 126mm
Ram - 4 Tonne
Stroke - 120mm
Min. Height - 575mm

49043

PARTS WASHER 151 LITRE

Tank Capacity: 151litre/40
Gallon Solvent Capacity:
90litre/24 Gallon
Flow Rate:
180litre/hour approx
Tank Size:
1060 X 520 X 270mm

\$339

For bigger
size parts

44166 44190

BOTTLE JACKS SQUAT TYPE

44166

Working load limit - 12000kg
Min height - 191mm
Max height - 361mm
Hydraulic Height - 105mm
Adjustment height - 65mm

\$99

44190

Working load limit - 20000kg
Min height - 191mm
Max height - 356mm
Hydraulic Height - 113mm
Adjustment height - 65mm

\$139

44168 44184

BOTTLE JACKS INDUSTRIAL

44168

Working load limit - 12000kg
Min height - 255mm
Max height - 500mm
Hydraulic Height - 160mm
Adjustment height - 80mm
Base Area - 160 x 145 mm

\$99

44184

Working load limit - 20000kg
Min height - 275mm
Max height - 535mm
Adjustment height - 70mm
Hydraulic Lift - 190mm
Base Area - 125 x 170 mm

\$145

44300 44304

AIR HYDRAULIC BOTTLE JACKS

44300

Working load limit -
20,000kg
Min. Height - 260 mm
Max. Height - 510 mm
Adjustment Height - 80
Hydraulic Lift - 170 mm
Base Size - 223 x 133 mm
Working Pressure -
90-120psi

\$235

44304

Working load limit -
30,000kg
Min. Height - 274 mm
Max. Height - 418 mm
Base Size - 200 x 225 mm
Working Pressure -
90-120psi

\$499

EXTRA HEAVY DUTY

44250 44260

AIR SERVICE JACKS

44250: Working load limit -

20,000kg
Complete with 4 interchangeable saddles
Min. Height - 230mm
Max Height - 430mm
Ram Lift - 115mm
Screw Extend - 85mm
Air Pressure -
0.75-0.85 PSI

\$740

44260: Working load limit -

30,000kg
Complete with 4
interchangeable
saddles
Min. Height - 250mm
Max Height - 525mm
Ram Lift - 130mm
Screw Extend - 145mm
Air Pressure -
0.75-0.85 PSI

\$899

EXTRA HEAVY DUTY

18140

950KG ADJUSTABLE WHEELED GANTRY

Adjustable gantry is ideal for workshops
and other places where level lifting is
essential.
Quick release safety locking pins on both
sides.
5"/125mm Four swivel castors with brake.
All steel construction.
"I" beam cross member for added
strength.
Ideal for maintenance, manufacturing,
repairs and other material-handling jobs.
Easy to assemble and disassemble for
easy transport within a workplace or from
site to site.
Chain block and trolley not included.
Gross Weight 154kg,
Box dimensions L 2260 X H 200 X
W 500 mm

GANTRY

SPECIFICATIONS
Capacity - 950kg
Adjustable height - 2500 - 3600mm
Inside frame clearance - 2300mm
Complies with Australian Standards

CAUTION: Gantry is NOT to be moved while loaded.

FREIGHT
APPLICABLE

\$990

29280

STEEL UTE TOOL BOX 702 X 404 X 480MM

Two full length drawers.
Two heavy duty gas struts.
Four carry handles.
Fully lockable.
Overall dimensions –
702 x 404 x 480mm

With 2 trays on top

\$395



29281

STEEL UTE TOOL BOX 702 X 404 X 590MM

Three full length drawers.
Two heavy duty gas struts.
Four carry handles.
Fully lockable.
Two welded internal shelves.
Overall dimensions –
702 x 404 x 590mm

With 2 trays on top

\$489



29282

STEEL UTE TOOL BOX 702 X 404 X 700MM

Four full length drawers.
Two heavy duty gas struts.
Four carry handles.
Fully lockable.
Overall dimensions –
702 x 404 x 700mm

With 2 trays on top

\$589



29284

STEEL UPRIGHT TOOL BOX 702 X 404 X 585MM

Two full length drawers.
Two heavy duty gas struts.
Four carry handles.
Fully lockable.
One welded internal shelf.
Overall dimensions –
702 x 404 x 585mm

\$459



29285

STEEL UPRIGHT TOOL BOX 700 X 600 X 750MM

Two full length drawers.
Two heavy duty gas struts.
Four carry handles.
Fully lockable.
Two welded internal shelves.
Overall dimensions –
700 x 600 x 750mm

\$695



29286

STEEL UPRIGHT TOOL BOX 1210 X 600 X 750MM

Two full length drawers.
Two heavy duty gas struts.
Four carry handles.
Fully lockable.
Two welded internal shelves.
Overall dimensions –
1210 x 600 x 750mm

\$950



29295

TRADESMAN STEEL TOOL BOX

Two full length drawers with 3 dividers.
Two heavy duty gas struts.
Four carry handles.
Fully lockable. Heavy
duty 32 ball bearings
rollers.
Overall dimensions –
1210mm (W) x
600mm (D) x
520mm (H)
Drawer Dimensions
- 1110mm (W) x
550mm (D) x
75mm (H)

\$935



29287

STEEL UPRIGHT TOOL BOX

Two drawers.
Two heavy duty gas struts.
Four carry handles.
Fully lockable with T handles.
Heavy duty 32 ball bearings rollers.
One full length internal shelf-
1500mm (W) x 200mm (D)
One half-length internal shelf-
750mm (W) x 290mm (D)
Overall dimensions –
1500mm (W) x 600mm (D) x 750mm (H)
Drawer dimensions –
650mm (W) x 650mm (D) x 75mm (H)

\$1159



"EACH TOOLBOX IS MANUFACTURED FROM HEAVY GAUGE STEEL WITH A WHITE POWDER COAT FINISH"

29294 29292

SITE TOOL BOXES

Heavy duty steel construction. Powder coated finish. Big footing on larger units for extra elevation. Now comes with Gas Struts. Lockable for extra security.

29294
Steel Tool Box - 1220mm
Size 1220 x 610 x 590mm
Sheet Thickness 1.8mm

\$450

29292
Steel Tool Box
- 910mm
Size 910 x 430 x 560mm
Sheet Thickness 1.7mm

\$350



29355

ALUMINIUM GULLWING TOOL BOX



Made from lightweight
superior grade 2.5mm
aluminium chequer plate
T-handle locks
Gas struts
Size-1775 x 400 x 400

\$499

29348

ALUMINIUM LONG REACH TRUCK TOOL BOX

Aluminium 1
tonne tool boxes.
Made from
lightweight,
strong superior
grade 2.5
Aluminium
chequer plate.
Angle lid fully
welded and fitted
with rubber
weather seal.
2 gas struts and
shelf.T handle locking system. Sizes: 1210x500x700mm

\$590



LOW PROFILE ALUMINIUM TOOL BOXES

Low profile tool boxes for better visibility
Aluminium checker plate tool box. Material thickness: 2mm

29336
950(W)x500(H) @ back x 400(H)
@ front x 600mm(D)

\$450

29338
1200(W)x500(H) @ back x 400(H)
@ front x 600mm(D)

\$490

29341
1500(W)x500(H) @ back x 400(H)
@ front x 600mm(D)

\$590



ALUMINIUM ONE TONNE TOOL BOXES

Aluminium checker plate tool box.T-Handle locks with keys.
2 Gas struts. Internal shelf. Material thickness: 2.5mm

29345
Overall: W900xD500xH700mm,

\$549

29347
Overall: W1220xD500xH700mm

\$649

29350
Overall: W1450xD500xH700mm,

\$689



29335

ALUMINIUM TOOL BOX (SMALL)



\$135

Aluminium checker plate tool box.
Size: 760x320x245mm,
Material thickness:1.5mmCapacity: 96 litres

29337

ALUMINIUM TOOL BOX (MEDIUM)



Aluminium checker plate tool box.
Size : 1250x380x380mm
Material thickness:1.5mm
Capacity 180 litres

\$279

29339

ALUMINIUM TRUCK TOOL BOX 1250MM

Flush mount lock with key.
Strong stainless steel hinges.
Overall Size - 1250x600x700mm
Nett weight - 31kgs
Material thickness - 2.5mm



\$695

29340

ALUMINIUM TOOL BOX (LARGE)

2 Flush mount lock with keys.
Size : 1450x520x460mm
2 Gas struts
Material thickness: 1.5mm



\$439

29365 29366

ALUMINIUM UNDER UTE TOOL BOXES

Made from lightweight, strong, superior grade aluminium chequer plate with T-handle lock.

29365 - Right side 750 x 250 x 400mm
Material thickness - 1.5mm
29366 - Left side 750 x 250 x 400mm
Material thickness - 1.5mm



\$159 Each

29362 29364

ALUMINIUM TRAILER/CARAVAN A FRAME TOOL BOXES

Material thickness 1.5mm

29362 Overall: L 860x W485x H460mm

\$249

29364 Overall: L 860x W365x H560mm

\$279



52004 52006

PLATFORM HAND TROLLEYS

Great for handling and moving heavy boxes. Fold-able handle.
52004 Deck Size: 720mm x 485mm
Height from floor: 120mm
Low noise castor size: 100mm
Maximum weight: 200Kg



\$139

52006 Deck Size: 900mm x 600mm.
Height from floor: 190mm.
Low noise castor size: 125mm.
Polyurethane Mould on nylon wheel.
Maximum weight: 300Kg.

\$199

PROFESSIONAL TOOL BAG

Contains 5 pockets inside and 15 outside, including saw facility, supplied with nylon carrying belt and strong aluminium tubular handle.
Size-47.5 X 22 X 27cm



\$45

54126 54128

HEAVY DUTY RUBBER ANTI-FATIGUE SAFETY MATS

Anti fatigue and Oil proof. Ideal for use in Kitchen , garage and workshop. Provides secure foothold in wet and slippery conditions.



\$119

54126 Size 1000 x 1000mm . Thickness 15mm. Black in colour.
54128 Size 1500 x 1000mm . Thickness 22mm. Black in colour.

\$59

Silver powder coated steel construction with zinc plated wire shelving. Easy to assemble bolt-less frame.

29391

MOBILE STORAGE BIN RACK WITH 22 BINS

22 Durable blue plastic bins
15 Bins sizes 390 x 150 x 90mm
4 Bins sizes 390 x 190 x 165mm
3 Bins sizes 390 x 255 x 165mm
Overall dimensions 860 x 410 x 940mm
4 Heavy duty swivel castors,
2 with brake
Overall capacity 110kg
Weight 28kg

\$295



29393

MOBILE STORAGE BIN RACK WITH 36 BINS

36 Durable blue plastic bins
15 Bins sizes 390 x 150 x 90mm
12 Bins sizes 390 x 190 x 165mm
9 Bins sizes 390 x 255 x 165mm
Overall dimensions 860 x 410 x 1780mm
4 Heavy duty swivel castors,
2 with brake
Overall capacity 190kg
Weight 45kg

\$519



29395

MOBILE STORAGE BIN RACK WITH 72 BINS

72 Durable blue plastic bins
30 Bins sizes 390 x 150 x 90mm
24 Bins sizes 390 x 190 x 165mm
18 Bins sizes 390 x 255 x 165mm
Overall dimensions 1720 x 410 x 1780mm or 860 x 820 x 1780mm
Can be assembled back to back or side by side
6 Heavy duty swivel castors,
2 with brake
Overall capacity 380kg
Weight 90kg

\$899



29390

MOBILE DOUBLE SIDED STORAGE BIN

Stand is made from black powder coated finished sheet metal. Includes 64 red and 30 blue durable plastic bins.
Assembled Size - 940 X 500 X 1250mm
Bin Sizes - 30 Large - 240 X 150 X 125mm
Bin Sizes - 64 Small - 165 X 105 X 75mm 4 castors
Weight - 30kg

\$399



29200

6 TIER STEEL SHELVING WITH WIRE DECKING

Industrial strength steel construction Easy to assemble, adjustable shelves Split post mechanism gives the option to use vertically or horizontally. Capacity of each shelf 200Kg
PRODUCTS NOT INCLUDED

\$199



29380

SINGLE SIDED STORAGE BIN RACK

Stand made of Sheet Metal Black powder coat finish with 32 small Red and 15 large durable plastic Blue Bins. Great way to organise the workshop, shed or garage.
Bin Sizes - Large 240 X 150 X 125mm, Small 165 X 105 X 75mm
Assembled Size 94cm X 28cm X 115cm

\$199



GPB68

PLASTERBOARD SHEET & PANEL LIFTER

Suitable for Plasterboard, Gyprock & Dry Wall Sheeting
Minimum Height 1400mm
Maximum Lift Height 3350mm
All Steel Construction
Weight Approx 41 kg
Telescopic Support Arms extend up to 4600mm
Fast Assembly Time
Tilt Cradle enables sheets to be lifted vertically then positioned whilst in the air
H/D Winch for one handed operation



\$299

29205

INDUSTRIAL STEEL SHELVING WITH WIRE DECKING

Industrial strength steel construction with welded frame and beam design
Easy to assemble bolt-less frame with four tiers
Fully adjustable shelves
Silver corrosive resistant powder coated finish
Vertical posts have double sided punched holes that allow linking units together
Extra units can be added to extend the existing length

13

\$389



Capacities are based on evenly distributed loads.

FREIGHT APPLICABLE



50210 INDUSTRIAL BENCH DRILL PRESS 16 SPEED

Motor - 550W, Swing - 390mm,
Max drilling Capacity - 20mm,
Chuck Size - 16mm,
Morse Taper 2,
Spindle Travel - 80mm,
Speed - 16,
Speed Range - 195 - 3645rpm.
Single Phase induction motor.
Overall Height - 1065mm
**WITH WORK LIGHT-
Globe not included**



50225 INDUSTRIAL PEDESTAL DRILL PRESS 12 SPEED

Motor - 1100W, Swing - 515mm,
Max drilling Capacity - 32mm,
Chuck Size - 20mm, Morse Taper 3,
Spindle Travel - 120mm,
Speed - 12, Speed Range -
200 - 1990rpm. Single Phase
Induction motor
Dimensions: Overall Height - 1700mm
Measurement - Comes in 2 packs
1170 X 650 X 333mm
650 X 550 X 333mm
Total Weight - 145kg
**WITH WORK LIGHT-
Globe not included**



50215 PEDESTAL DRILL PRESS 16 SPEED

\$450

Motor - 550W, Swing - 390mm,
Max drilling Capacity -
20mm, Chuck Size - 16mm,
Morse Taper 2, Spindle
Travel - 80mm, Speed -
16, Speed Range - 195 -
3645rpm. Single Phase
induction motor.
Dimensions: Overall Height
- 1610mm, Measurement -
1420 x 510 x 256 mm
Weight - 72kg


50220 HD PEDESTAL DRILL PRESS 16 SPEED

\$559

Motor - 750W, Swing -
430mm, Max drilling
Capacity - 28mm, Chuck Size
- 16mm, Morse Taper 2,
Spindle Travel - 80mm,
Speed - 16, Speed Range -
160 - 3000rpm. Single
Phase induction motor.
Dimensions: Overall Height
- 1635mm, Measurement -
1410 x 540 x 265 mm
Weight - 90kg
**WITH WORK LIGHT-
Globe not included**



84050 84053 84059 DRILL PRESS VICES



Powerful, jaws provide maximum
clamping and holding power. Chrome
plated, cold rolled steel screws. Durable
cast iron construction.

84050-75mm
84053-100mm
84059-150mm

\$20
\$28
\$39

GTS10A SAW BENCH 250MM TRADE QUALITY

Motor - 2000Watts
Blade Dimension Ø - 254mm.
Arbor Diameter - 16mm
Arbor Speed - 3400 rpm. Max
Depth of Cut - 80mm
Max Rip Right of blade - 762mm.
Max Rip Left of blade - 305mm
Max Cut depth of 45° - 52mm.
Table in front of saw blade
Max cut - 286mm. Max width of Dado -
15.5mm. Table Size with extension -
690 x 1020mm. Overall diameter -
965 x 665 x 400mm 110 X 105 X 1480mm
Single phase induction motor 240V/50hz



\$899

83033 83037 83045 FABRICATED STEEL VICES SWIVEL W/ANVIL



83033 100mm
Jaw Movement - 100mm
83037 125mm
Jaw Movement - 125mm
83045 150mm
Jaw Movement - 145mm

\$95
\$125
\$169



50550 BELT SANDER 75MM

Suitable for professional work.
Dimension abrasive belt -
75X2000mm
Grinding support size -
75X575mm
Belt speed - 33m/s
Nominal width suction
pipe ID 57mm
Nominal width suction
pipe OD 60mm
Motor power - 3KW
Weight - 125kg
Dimension - 940X435X985mm
Three phase 415V/50hz

\$899

50265 GRINDER STAND WITH POT

Adjustable pot - 100mm x 200mm
Height - 795mm
Mounting plate - 250mm x 275mm
Wide 5/8" slots to adapt to any
grinder mounting configuration.
Steel tube column - 75mm diameter

\$89



50500 BELT & DISC SANDER



Motor - 350W
Sand disc diameter - 150mm
Belt size - 100X915mm
Table size - 158X225mm
Table tilting range 0-45°
Disc speed 2850min-1
Belt speed - 7.6m/s
Weight (Gross) - 24kg
Dimension - 545X430X302
Single phase induction motor

\$199

85238 FLAT WELDING PLIER



Length
8" / 200mm,
Width
3.5" / 87.5mm

\$19

50148 INDUSTRIAL BENCH GRINDER - 200MM




\$325

Power -
1100 watts.
Stone Size -
200 X 32 X 32mm
240V/50Hz
Single phase
induction motor.

50530 DISC SANDER

Motor - 750W
Sand disc diameter - 305mm
Table size - 438X156mm
Table tilting range - 0-45°
Disc speed - 1400min-1
Weight (Gross) - 30kg
Dimension - 485X438X362mm
Single phase induction motor

\$299



85167 DELUXE WELDING CART

Sturdy, all steel construction with swivel
castors for easy maneuverability.
Top Tray - 450mm (L) x 290mm (W)
Middle Tray - 380mm (L) x 290mm (W)
Bottom Tray - 450mm (L) x 290mm (W)
Back bottom Tray - 250mm (L) x 290 (W)
Overall height - 700mm
Capacity: 100lb / 45 kg



\$99

81111 AIR/HYDRAULIC PIPE BENDER



\$399

81111 Capacity - 16,000 Kgs
8 formers 1/2", 3/4", 1, 1-1/4, 1-1/2,
2", 2-1/2" and 3"
Air Pressure - 80 - 120 PSI
Note: Can be used horizontally and vertically.
NOT SUITABLE FOR EXHAUST PIPE.

EXTRA
Deep
Formers
Prevent
Kinking

85169 DELUXE WELDING CART WITH 4 DRAWERS



\$249

Sturdy all steel construction with
swivel castors for easy maneuverability.
Maximum weight capacity: 45kg
Top Tray: 450 Length X 290 mm Width
Bottom Tray:
706mm Length X 290 Width
Drawer Size:
330x220x75mm



85240 MIG WELDING PLIER

Drop forged carbon steel. Spring
loaded for easy operation. Use as
a wire cutter for trimming MIG
wire or use the small and large
holes to hold MIG tips.
Comfortable handle for extra
gripping power. Size - 9" / 225mm

\$19

85245 MAGNETIC GROUND BLOCK 4"/100 MM

Quickly grounds arc welders
when welding ferrous metals.
Magnet grounds to surface
that clamps cannot.
Size: 100mm diameter



\$19

A00056 Red A00057 Blue
A00058 Black A00059 Green

7 Drawer Roller Cabinets

730 (Width) x 475 (Depth) x 915 (Height) mm

- Smooth self push-in locking drawer action prevents accidental opening when moving.
- Full drawer extension for easier access to tools.
- Rust and solvent resistant powder coat paint finish.
- All drawers are fitted with rubber drawer liners.
- Storage compartment and foldable tray on the left.
- Paper towel holder and bin on the right.
- Two Ø125mm locking swivel castors and two fixed wheels.
- Tough composite top for fitting and securing top chest cabinet or can be used as a workstation.
- 3 X drawers 570(W) x 408(D) x 54(H)mm.
- 2 X drawers 570(W) x 408(D) x 83(H)mm.
- 2 X drawers 570(W) x 408(D) x 112(H)mm.



A00059 Green



A00058 Black



A00056 Red

50052 SHOP PRESSE H TYPE

Specifications:
Working load limit - 20000kg.
Working Range 0-915mm
Width between the bed - 120mm.
Height - 1570mm.
Width between the post - 613 mm.

\$429

18500

2 PCS STEEL LOADING RAMP SET

Ideal for loading lawn mowers, power equipment, wheel barrows etc.

\$139 Pair

Loading Capacity - 450kg pair. Distance between base of trailer and ground should be - 500mm
Length - 1800mm Width - 225 mm

28748

ELECTRIC WINCH (WITH REVERSE) -2000KGS

\$149



52011 SCISSOR LIFT HYDRAULIC TABLE CART - 500KGS

Rolling capacity - 2700kgs
Marine capacity - 2250kgs
Pulling capacity - 900 kgs.
Max boat size - 18ft
Line speed - 6ft/min with load
Cable length - 30ft of 3/16" heavy duty gauge cable.
Motor voltage - 12V.25AMP.
Power cord - 10ft
Hook size - 3/4" opening x 3-3/4"

\$1750



\$549

51801

HAND PALLET TRUCK

Pallet truck. Easy to manoeuvre with 210° turning radius.
Fork Length - 1150mm.
Fork Width - 685.
Loading Capacity - 2500kg.
Lowered Fork Height - 75mm.
Total Lift Height - 185mm.
Single Nylon Wheel.



A00012 Blue

41236 41382 BRASS HAMMER FIBREGLASS HANDLE

Brass head delivers optimum striking force. High quality fibreglass handle with a non-slip grip. Non-sparking, non-marring. Ideal for jobs where strong positive blows are necessary.



41236 - 2lb/1.00kg

\$53

\$65

41382 - 3lb/1.35kg

41402 41422 CLUB HAMMERS

Drop forged, heat treated steel heads. Round, double faced striking face. Contoured rubber grip for a comfortable hold.



41402-1.5kg

41422 - 2kg

\$18

\$22

41660 41680 41720 DEADBLOW MALLETS



41660-1.5lb

41680-2lb

41720-3lb

\$19

\$22

\$27

Designed and printed in Australia



Freight will apply on bulky items

Available From:

Some items may not be stocked in all stores but will be ordered as requested. Due to manufacturing constraints product sizes & colours may vary from the photos shown in this catalogue. Freight charges will apply in certain areas if the products are not held in stock. Prices are valid till 31 January 2015 or till stocks last. All prices include GST. ERRORS AND OMISSIONS EXCEPTED.